

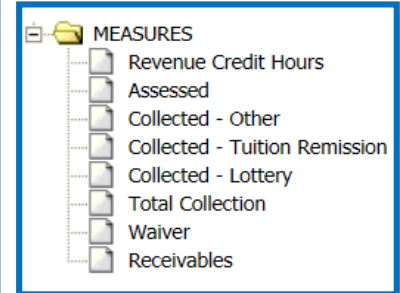
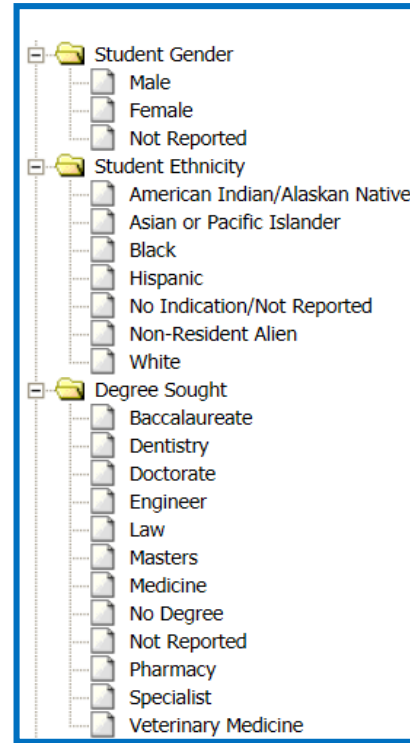
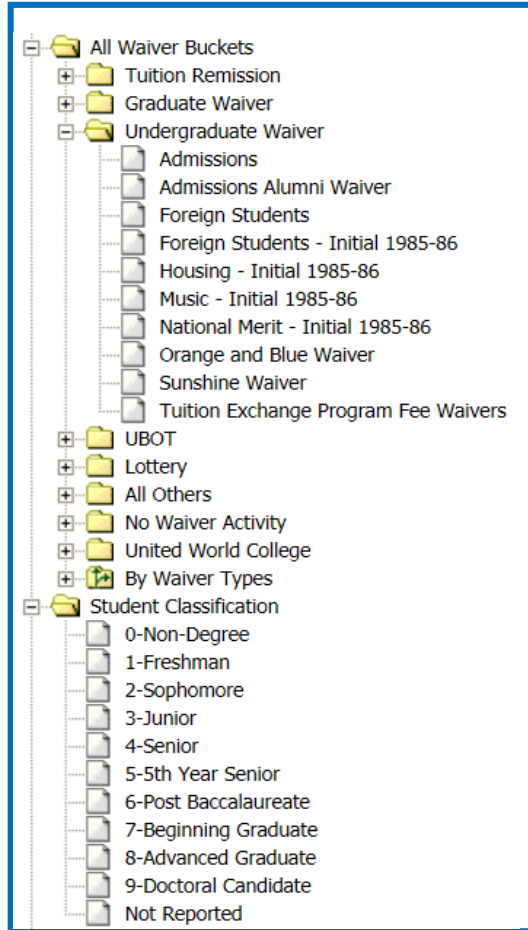
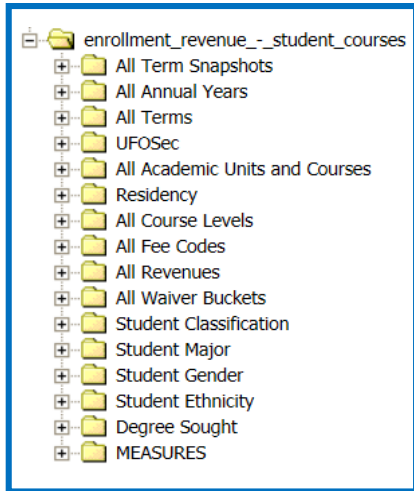
College Financial Information

***Prepared for Faculty Senate Budget Council
Presented By Greg DuBois and Julie Wang***

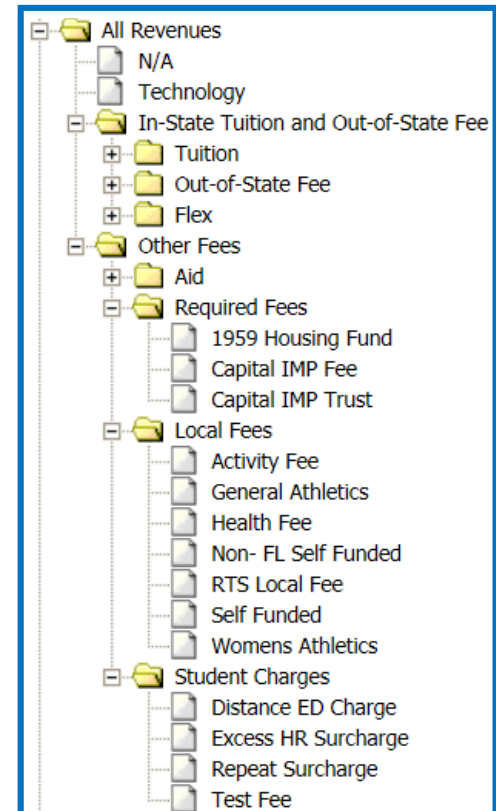
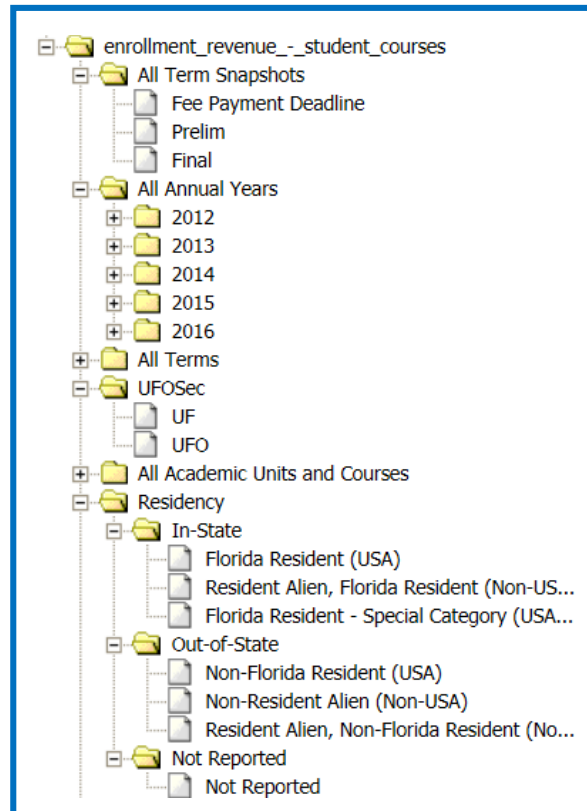
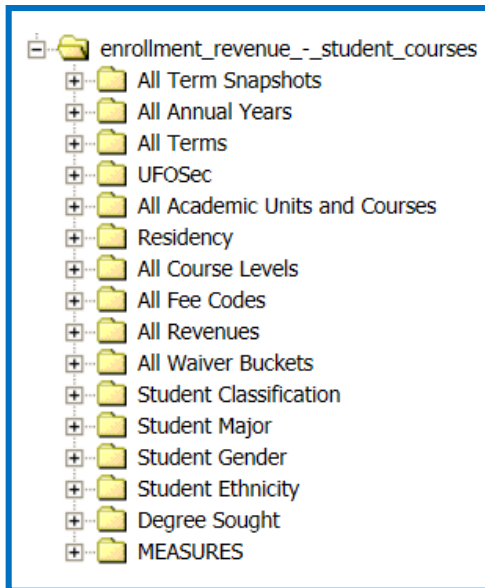
Enrollment Revenue Cube

- Tuition Revenue by
 - Years/Terms, College/Department/Course, Residency, Course Level, Major, Gender, Ethnicity
- Measures
 - Assessed
 - Collected
 - Waived
 - Receivable

Many Ways to Look at Data



Many Ways to Look at Data

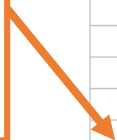


University Total Collected Tuition in FY2015 – By College and By Teaching

[Final](#) ▲ [2015](#) ▼ [All Terms](#) ▼ [UF](#) ▲ [All Academic Units and Courses](#) ▼ [Residency](#) ▼ [All Course Levels](#) ▼ [All Fee Codes](#) ▼
[In-State Tuition and Out-of-State Fee](#) ▼ [All Waiver Buckets](#) ▼ [Student Classification](#) ▼
[Student Major](#) ▼ [Student Gender](#) ▼ [Student Ethnicity](#) ▼ [Degree Sought](#) ▼ [Total Collection](#) ▲

Total Collection as values	2014/May	2014/Jun	2014/Aug	2015/Jan
	Summer AC	Summer B	Fall	Spring
	Final	Final	Final	Final
	Total Collection	Total Collection	Total Collection	Total Collection
Agricultural and Life Sciences	\$2,271,855.31	\$948,498.99	\$9,638,239.14	\$10,464,849.40
Business Administration	\$2,123,883.39	\$690,638.36	\$13,375,766.94	\$12,630,736.96
Centers & Institutes	\$4,482.25	\$0.00	\$168,780.04	\$179,069.53
Dentistry	\$112,921.71	\$42,659.84	\$6,408,651.17	\$6,377,538.45
Design, Construction & Planning	\$259,797.31	\$323,604.63	\$3,604,620.85	\$3,468,554.47
Education	\$2,426,853.63	\$328,626.93	\$5,485,657.75	\$5,553,651.97
Engineering	\$3,455,821.09	\$203,913.70	\$19,775,156.03	\$18,052,259.88
Fine Arts	\$483,821.65	\$430,539.17	\$2,871,237.28	\$3,081,586.33
Health & Human Performance	\$833,281.46	\$466,055.56	\$3,883,810.43	\$4,251,432.42
Journalism & Communications	\$606,210.45	\$221,203.45	\$3,370,429.08	\$3,166,785.53
Law	\$1,183,321.73	\$42,975.50	\$9,983,616.13	\$9,453,573.65
Liberal Arts & Sciences	\$4,885,382.57	\$4,151,949.20	\$36,170,014.64	\$32,485,708.02
Medicine	\$1,123,830.66	\$710,973.25	\$11,400,907.32	\$11,138,264.49
Military Science	\$2,869.02	\$3,482.71	\$126,208.46	\$133,919.31
Nursing	\$897,072.31	\$47,763.78	\$1,980,734.21	\$2,081,661.08
Pharmacy	\$118,739.97	\$4,038.57	\$11,517,500.53	\$11,455,263.12
Public Health & Health Professions	\$1,590,662.61	\$66,369.58	\$5,468,414.61	\$4,775,281.10
PHHP-COM Integrated Programs	\$49,488.62	\$0.00	\$229,409.50	\$216,240.57
Veterinary Medicine	\$130,964.37	\$7,863.11	\$4,587,942.03	\$4,623,207.01
All Academic Units and Courses	\$22,561,260.11	\$8,691,156.33	\$150,047,096.14	\$143,589,583.29

Click college name to drill down to total college tuition by department



University Total Collected Tuition in FY2015 – By Level and By Residency

Select a college or a department to see the same information for the college or the department

Final ▲ 2015 ▼ All Terms ▼ UF ▲ All Academic Units and Courses ▼ Residency ▼ All Course Levels ▼ All Fee Codes ▼ In-State Tuition and Out-of-State Fee ▼ All Waiver Buckets ▼ Student Classification ▼
 Student Major ▼ Student Gender ▼ Student Ethnicity ▼ Degree Sought ▼ Total Collection ▲

Total Collection as values		In-State			Out-of-State			Residency	
		Tuition	Flex	In-State Tuition and Out-of-State Fee	Tuition	Out-of-State Fee	Flex		In-State Tuition and Out-of-State Fee
Undergraduate	Lower	\$49,470,684.66	\$633.51	\$49,471,318.17	\$3,301,442.73	\$13,523,681.98	\$76,871.79	\$16,901,996.50	\$66,373,314.67
	Upper	\$69,022,465.65	\$0.00	\$69,022,465.65	\$3,338,991.03	\$12,111,936.54	\$69,045.43	\$15,519,973.00	\$84,542,438.65
	Undergraduate	\$118,493,150.31	\$633.51	\$118,493,783.82	\$6,640,433.76	\$25,635,618.52	\$145,917.22	\$32,421,969.50	\$150,915,753.32
Graduate	Grad 1	\$25,013,518.73	\$899,742.30	\$25,913,261.03	\$15,902,532.51	\$18,381,774.24	\$341,681.39	\$34,625,988.14	\$60,539,249.17
	Grad 2	\$52,975,489.02	\$2,497,996.85	\$55,473,485.87	\$15,210,224.84	\$4,347,346.50	\$243,475.29	\$19,801,046.63	\$75,274,532.50
	Professional	\$35,928,944.82	\$1,772,933.15	\$37,701,877.97	\$252,522.11	\$186,375.70	\$18,785.10	\$457,682.91	\$38,159,560.88
	Graduate	\$113,917,952.57	\$5,170,672.30	\$119,088,624.87	\$31,365,279.46	\$22,915,496.44	\$603,941.78	\$54,884,717.68	\$173,973,342.55
All Course Levels		\$232,411,102.88	\$5,171,305.81	\$237,582,408.69	\$38,005,713.22	\$48,551,114.96	\$749,859.00	\$87,306,687.18	\$324,889,095.87

* Flex column include a small amount of out of state flex fee.

Go To – <http://ir.aa.ufl.edu>



Office of Institutional Planning
and Research

UNIVERSITY of FLORIDA

Search This Site



UF Facts ▾

Rankings ▾

Surveys ▾

Data Applications ▾

Reports ▾

About ▾

Questions?

- Contact:
 - Greg Dubois, Assistant VP of Finance and Planning, gdubois@ufl.edu
 - Julie Wang, Assistant Director University Budgets, wangj@ufl.edu