



Gator Business Administrator Services

The BA's Role in Institutional Reporting



Training & Organizational
Development
Human Resource Services
UNIVERSITY of FLORIDA





Selected Expenditures

Type of Expense	Fund 101	Fund 201	Fund 162	Fund 171	Cost Center	Prog Code	Description
Salary	\$ 5031.97				19020100-101-CRRNT-611110	1100	Lear Jr., William E
Fringe	\$ 68,776.44				19020100-101-CRRNT-611120	1100	UF Fringe Benefit Pool
Office Equip < \$5000	\$ 415.84				19020100-101-CRRNT-732900-1902DEPT	1100	OEC Business Interiors - Universal 48Dx120W Conference
Travel	\$ 303.20				19020100-101-CRRNT-1902SGROUP	1100	Enterprise Rent-a-Car- TA#255564-G Rogozinski
Waivers		\$ 2692.38			19020100-201-00099270-754000	2200	Letter of Appointment
F&A (OH)		\$ 3354.98			19020100-201-00099270-812000	2200	F&A Calculation
Lab Supplies			\$ 815.81		19020100-162-1902S4710-731100-1902S4710	8000	PayPal Uhobbies- Batteries & Quadcopter Frame
Entertainment				\$ 53.37	19020100-171-F007854-799600-1902DEPT	6100	Business Lunch - 2/6/14



Payroll reconciliation

myufl

Payroll Reconciliation Detail
EG-MECH AND AERO
 For Month Ending: May 31, 2014

Run Date: 06/05/2014

Name	Employee ID	Account Code	Account	Combination Code	FTE	Earn %	Retro Indicator	Salary	Fringe Pool Amount
Ifju, Peter G	87695910	611110	FACULTY-EARNINGS	0006310	1.00	1.00	○	7,001.25	0.00
Lear Jr., William E	89498560	611110	FACULTY-EARNINGS	0006310	1.00	1.00	○	5,031.97	0.00
Patterson, Michael A	92397753	611110	FACULTY-EARNINGS	0056652	1.00	1.00	○	1,532.57	0.00
Fregly, Benjamin J	94151100	611110	FACULTY-EARNINGS	0006310	1.00	0.64	○	4,354.60	0.00
Huang, Yong	97995502	611110	FACULTY-EARNINGS	0006310	1.00	0.97	○	5,745.39	0.00
Greenslet, Hitomi	99233951	611110	FACULTY-EARNINGS	0006310	1.00	0.77	○	3,681.59	0.00
UF Fringe Benefit Pool		611120	FACULTY-EARNINGS FRINGE POOL		0.00	0.00		0.00	68,776.44
Faculty Subtotal								\$261,507.55	\$68,776.44
Faculty ADDL PAY									
Dixon, Warren E	31889371	611310	FACULTY-ADDL PAY	0006310	1.00	0.09	○	704.03	0.00
Fregly, Benjamin J	94151100	611310	FACULTY-ADDL PAY	0006310	1.00	0.06	○	376.17	0.00
UF Fringe Benefit Pool		611320	FACULTY-ADDL PAY FRINGE POOL		0.00	0.00		0.00	49.68
Faculty ADDL PAY Subtotal								\$1,080.20	\$49.68
Temp Faculty									
Jenkins, David A	01115700	651110	TEMPORARY FACULTY-EARNINGS	0006310	0.40	1.00	○	1,586.26	0.00
Matthew, Gary K	60827280	651110	TEMPORARY FACULTY-EARNINGS	0006310	0.44	1.00	○	1,435.78	0.00
Thakur, Siddharth Singh	64126380	651110	TEMPORARY FACULTY-EARNINGS	0006310	0.32	0.50	○	662.13	0.00
UF Fringe Benefit Pool		651120	TEMP FAC-EARNINGS FRNG POOL		0.00	0.00		0.00	169.45
Temp Faculty Subtotal								\$3,684.17	\$169.45
Ex Teams/USPS									
Chesney, Vann O	21401840	621110	EXEMPT TEAMS/USPS-EARNINGS	0006310	1.00	1.00	○	2,196.75	0.00
Robinson, Shirley L	44167920	621110	EXEMPT TEAMS/USPS-EARNINGS	0006310	1.00	1.00	○	2,104.00	0.00
Studstill Jr., William J	46060930	621110	EXEMPT TEAMS/USPS-EARNINGS	0006310	1.00	1.00	○	1,910.88	0.00
Rockey, David C	72803750	621110	EXEMPT TEAMS/USPS-EARNINGS	0006310	1.00	0.99	○	2,937.12	0.00
Robinson, Salena L	85808590	621110	EXEMPT TEAMS/USPS-EARNINGS	0006310	1.00	1.00	○	1,945.60	0.00
UF Fringe Benefit Pool		621120	EX TEAMS/USPS-EARN FRNG POOL		0.00	0.00		0.00	3,694.41
Ex Teams/USPS Subtotal								\$11,094.35	\$3,694.41
Ex Teams/USPS ADDL PAY									
Rockey, David C	72803750	621310	EXEMPT TEAMS/USPS-ADDL PAY	0006310	1.00	0.01	○	43.85	0.00
UF Fringe Benefit Pool		621320	EX TEAMS/USPS-ADDL PY FRNG POOL		0.00	0.00		0.00	2.01
Ex Teams/USPS ADDL PAY Subtotal								\$43.85	\$2.01
Non Ex Teams/USPS									
Brown, Jennifer M	17777610	631110	NONEXEMPT TEAMS/USPS-EARNINGS	0006310	1.00	1.00	○	1,167.16	0.00
Sorrels, Linda E	33892321	631110	NONEXEMPT TEAMS/USPS-EARNINGS	0006310	1.00	1.00	○	1,520.00	0.00



Transaction detail

myufl

Transaction Detail
EG-MECH AND AERO
For Month Ending: May 31, 2014

Run Date: 06/05/2014

Acctg Date	Flex Code	UFID	CRIS	Transaction ID	Encumbrance ID	ID	Description Detail	Amount
Cost Center: 19020100-101-CRRNT (Department-Fund-Budget Reference)								
Personnel Expenses: Salary Expenses								
611110 FACULTY-EARNINGS								
05/05/2014	-	-	-	PIR 05/05/2014	-	-	HR Payroll Journals	(5,005.63)
05/07/2014	-	-	-	PIR 05/07/2014	-	-	HR Payroll Journals	3,355.50
05/08/2014	-	-	-	PIR 05/09/2014	-	-	HR Payroll Journals	230,977.24
05/08/2014	0201DIFFTU	-	-	PIR 05/09/2014	-	-	HR Payroll Journals	28,424.49
05/08/2014	1902CSHARE	-	-	PIR 05/09/2014	-	-	HR Payroll Journals	2,105.82
05/12/2014	-	-	-	PIR 05/12/2014	-	-	HR Payroll Journals	1,874.64
05/15/2014	-	-	-	PIR 05/15/2014	-	-	HR Payroll Journals	(3,216.31)
05/22/2014	-	-	-	PIR 05/23/2014	-	-	HR Payroll Journals	118,068.30
05/22/2014	0201DIFFTU	-	-	PIR 05/23/2014	-	-	HR Payroll Journals	16,285.99
05/22/2014	1902CSHARE	-	-	PIR 05/23/2014	-	-	HR Payroll Journals	1,052.91
05/22/2014	1902SUMMER	-	-	PIR 05/23/2014	-	-	HR Payroll Journals	2,490.67
05/28/2014	-	-	-	PIR 05/28/2014	-	-	HR Payroll Journals	(22,111.90)
05/28/2014	0201DIFFTU	-	-	PIR 05/28/2014	-	-	HR Payroll Journals	19,965.08
Subtotal 611110 - FACULTY-EARNINGS								\$394,266.80
611120 FACULTY-EARNINGS FRINGE POOL								
05/05/2014	-	-	-	JE# UFLOL-FBP2159173	-	-	UF Fringe Benefit Pool	(1,316.48)
05/07/2014	-	-	-	JE# UFLOL-FBP2160029	-	-	UF Fringe Benefit Pool	882.49
05/08/2014	-	-	-	JE# UFLOL-FBP2162431	-	-	UF Fringe Benefit Pool	60,747.00
05/08/2014	0201DIFFTU	-	-	JE# UFLOL-FBP2162431	-	-	UF Fringe Benefit Pool	7,475.62
05/08/2014	1902CSHARE	-	-	JE# UFLOL-FBP2162431	-	-	UF Fringe Benefit Pool	553.82
05/12/2014	-	-	-	JE# UFLOL-FBP2163719	-	-	UF Fringe Benefit Pool	493.03
05/15/2014	-	-	-	JE# UFLOL-FBP2165976	-	-	UF Fringe Benefit Pool	(845.88)
05/22/2014	-	-	-	JE# UFLOL-FBP2170930	-	-	UF Fringe Benefit Pool	31,051.96
05/22/2014	0201DIFFTU	-	-	JE# UFLOL-FBP2170930	-	-	UF Fringe Benefit Pool	4,283.21
05/22/2014	1902CSHARE	-	-	JE# UFLOL-FBP2170930	-	-	UF Fringe Benefit Pool	276.91
05/22/2014	1902SUMMER	-	-	JE# UFLOL-FBP2170930	-	-	UF Fringe Benefit Pool	655.04
05/28/2014	-	-	-	JE# UFLOL-FBP2174664	-	-	UF Fringe Benefit Pool	(5,815.42)
05/28/2014	0201DIFFTU	-	-	JE# UFLOL-FBP2174664	-	-	UF Fringe Benefit Pool	5,250.81
Subtotal 611120 - FACULTY-EARNINGS FRINGE POOL								\$103,692.11
611310 FACULTY-ADDL PAY								
05/08/2014	-	-	-	PIR 05/09/2014	-	-	HR Payroll Journals	1,080.20
05/22/2014	-	-	-	PIR 05/23/2014	-	-	HR Payroll Journals	352.02
Subtotal 611310 - FACULTY-ADDL PAY								\$1,432.22
611320 FACULTY-ADDL PAY FRINGE POOL								
05/08/2014	-	-	-	JE# UFLOL-FBP2162431	-	-	UF Fringe Benefit Pool	49.68
05/22/2014	-	-	-	JE# UFLOL-FBP2170930	-	-	UF Fringe Benefit Pool	16.19
Subtotal 611320 - FACULTY-ADDL PAY FRINGE POOL								\$65.87
621110 EXEMPT TEAMS/USPS-EARNINGS								
05/08/2014	-	-	-	PIR 05/09/2014	-	-	HR Payroll Journals	11,094.35
05/22/2014	-	-	-	PIR 05/23/2014	-	-	HR Payroll Journals	12,435.35

\$261,507.55

\$68,776.44



Transaction detail

myufl

Transaction Detail
EG-MECH AND AERO
For Month Ending: May 31, 2014

Run Date: 06/05/2014

Acctg Date	Flex Code	UFID	CRIS	Transaction ID	Encumbrance ID	ID	Description Detail	Amount
Cost Center: 19020100-101-CRRNT (Department-Fund-Budget Reference)								
Subtotal 722120 - TELEPHONE INSTALL/MAINT/REPAIR								\$125.00
722150 TELEPHONE - LONG DISTANCE								
05/16/2014	1902DEPT	-	-	JE# UFLO-CNS1405T93	-	-	April 2014 CNS Telecommunicati	160.00
Subtotal 722150 - TELEPHONE - LONG DISTANCE								\$160.00
Other Operating Expenses: MATERIAL								
732900 OFFICE EQUIPMENT <5000								
05/02/2014	1902DEPT	-	-	VCHR# UFLO-P0029111	PO# UFLO - 1902 - 1400307441	INVOICE# 92066	OEC Business Interiors Inc-Core unit Straight End Insl	449.99
05/02/2014	1902DEPT	-	-	VCHR# UFLO-P0029111	PO# UFLO - 1902 - 1400307441	INVOICE# 92066	OEC Business Interiors Inc-Core unit Straight Inside e	449.99
05/02/2014	1902DEPT	-	-	VCHR# UFLO-P0029111	PO# UFLO - 1902 - 1400307441	INVOICE# 92066	OEC Business Interiors Inc-DESIGN SERVICESINCLUDING SPACE	55.50
05/02/2014	1902DEPT	-	-	VCHR# UFLO-P0029111	PO# UFLO - 1902 - 1400307441	INVOICE# 92066	OEC Business Interiors Inc-End Support Package Adjustable	201.18
05/02/2014	1902DEPT	-	-	VCHR# UFLO-P0029111	PO# UFLO - 1902 - 1400307441	INVOICE# 92066	OEC Business Interiors Inc-Junction In line Square 42H	20.12
05/02/2014	1902DEPT	-	-	VCHR# UFLO-P0029111	PO# UFLO - 1902 - 1400307441	INVOICE# 92066	OEC Business Interiors Inc-Junction L Square 66HTOP CAP	44.20
05/02/2014	1902DEPT	-	-	VCHR# UFLO-P0029111	PO# UFLO - 1902 - 1400307441	INVOICE# 92066	OEC Business Interiors Inc-LABOR TO REMOVE SUPPORT PANEL	47.50
05/02/2014	1902DEPT	-	-	VCHR# UFLO-P0029111	PO# UFLO - 1902 - 1400307441	INVOICE# 92066	OEC Business Interiors Inc-PROJECT MANAGEMENT INCLUDING C	55.50
05/02/2014	1902DEPT	-	-	VCHR# UFLO-P0029111	PO# UFLO - 1902 - 1400307441	INVOICE# 92066	OEC Business Interiors Inc-Pedestal 2 box 1 file Water	232.54
05/02/2014	1902DEPT	-	-	VCHR# UFLO-P0029111	PO# UFLO - 1902 - 1400307441	INVOICE# 92066	OEC Business Interiors Inc-Pedestal 2 files Waterfall pu	215.29
05/02/2014	1902DEPT	-	-	VCHR# UFLO-P0029111	PO# UFLO - 1902 - 1400307441	INVOICE# 92066	OEC Business Interiors Inc-REBUILD WORKSTATIONSACCORDING	150.00
05/02/2014	1902DEPT	-	-	VCHR# UFLO-P0029111	PO# UFLO - 1902 - 1400307441	INVOICE# 92066	OEC Business Interiors Inc-TEAR DOWN EXISTING WORKSTATION	75.00
05/02/2014	1902DEPT	-	-	VCHR# UFLO-P0029111	PO# UFLO - 1902 - 1400307441	INVOICE# 92066	OEC Business Interiors Inc-TO RECEIVE INSPECT DELIVER A	320.00
05/02/2014	1902DEPT	-	-	VCHR# UFLO-P0029111	PO# UFLO - 1902 - 1400307441	INVOICE# 92066	OEC Business Interiors Inc-Worksurface Transaction Plast	150.27
05/02/2014	1902DEPT	-	-	VCHR# UFLO-P0029113	PO# UFLO - 1902 - 1400308248	INVOICE# 91996a	OEC Business Interiors Inc-ACCESSORIES 8DX8W DOUBLEPivotI	309.17
05/02/2014	1902DEPT	-	-	VCHR# UFLO-P0029113	PO# UFLO - 1902 - 1400308248	INVOICE# 91996a	OEC Business Interiors Inc-TO RECEIVE INSPECT DELIVER A	260.00
05/02/2014	1902DEPT	-	-	VCHR# UFLO-P0029113	PO# UFLO - 1902 - 1400308248	INVOICE# 91996a	OEC Business Interiors Inc-UNIVERSAL 18WX28H PANEL BASE L	998.49
05/02/2014	1902DEPT	-	-	VCHR# UFLO-P0029113	PO# UFLO - 1902 - 1400308248	INVOICE# 91996a	OEC Business Interiors Inc-UNIVERSAL 48DX120W CONFERENCE	415.84
Subtotal 732900 - OFFICE EQUIPMENT <5000								\$4,450.58
733000 BUILDING MAINT & SUPPLIES								
05/07/2014	1902DEPT	-	-	JE# UFLO-0002159805	-	-	E2E- JE PPD1404W13- charge app	(53.18)
05/27/2014	1902DEPT	-	-	JE# UFLO-PPD1405W14	-	-	PPD WR 1405 for 1404 Service	278.94
Subtotal 733000 - BUILDING MAINT & SUPPLIES								\$225.76
736000 MOTOR FUELS AND LUBRICANTS								
05/06/2014	1902DEPT	-	-	JE# UFLO-PPD1405M13	-	-	PPD MP 1405 for 1404 Services	188.36
Subtotal 736000 - MOTOR FUELS AND LUBRICANTS								\$188.36
Other Operating Expenses: Repairs and Maintenance								
741100 REPAIRS AND MAINT - BUILDINGS								
05/07/2014	1902DEPT	-	-	JE# UFLO-0002159804	-	-	E2E- JE PPD1404W13- charge app	(266.86)
Subtotal 741100 - REPAIRS AND MAINT - BUILDINGS								(\$266.86)
742300 REPAIRS & MAINT - VEHICLES								
05/06/2014	-	-	-	JE# UFLO-PPD1405M13	-	-	PPD MP 1405 for 1404 Services	58.30
05/21/2014	-	-	-	JE# UFLO-0002167218	-	-	E2E- JE PPD1405M13- charge app	(58.30)
Subtotal 742300 - REPAIRS & MAINT - VEHICLES								\$0.00
Other Operating Expenses: Financial Aid								
752000 FELLOWSHIPS / STIPENDS								



Transaction detail

myufl

Transaction Detail
EG-MECH AND AERO
For Month Ending: May 31, 2014

Run Date: 06/05/2014

Acctg Date	Flex Code	UFID	CRIS	Transaction ID	Encumbrance ID	ID	Description Detail	Amount
Cost Center: 19020100-101-CRRNT (Department-Fund-Budget Reference)								
05/08/2014	1902CCRANE	-	-	P/R 05/09/2014	-	-	HR Payroll Journals	512.82
05/22/2014	1902CCRANE	-	-	P/R 05/23/2014	-	-	HR Payroll Journals	256.42
Subtotal 752000 - FELLOWSHIPS / STIPENDS								\$769.24
754000 WAIVERS								
05/13/2014	1902CSHARE	85887839	-	JE# UFLO-LOA2164059	-	-	UF Letter of Appointment	2,692.38
05/13/2014	1902CSHARE	98511577	-	JE# UFLO-LOA2164059	-	-	UF Letter of Appointment	1,346.19
05/13/2014	1902DEPT	17857361	-	JE# UFLO-LOA2164059	-	-	UF Letter of Appointment	1,346.19
05/13/2014	1902DEPT	49691477	-	JE# UFLO-LOA2164059	-	-	UF Letter of Appointment	2,692.38
05/13/2014	1902DEPT	52296801	-	JE# UFLO-LOA2164059	-	-	UF Letter of Appointment	2,692.38
05/13/2014	1902DEPT	99965331	-	JE# UFLO-LOA2164059	-	-	UF Letter of Appointment	1,520.14
05/13/2014	1902DEPT	07112350	-	JE# UFLO-LOA2164059	-	-	UF Letter of Appointment	2,692.38
05/13/2014	1902GSFP	93339679	-	JE# UFLO-LOA2164059	-	-	UF Letter of Appointment	1,346.19
05/14/2014	1902CCRANE	68091161	-	JE# UFLO-LOA2164931	-	-	UF Letter of Appointment	1,346.19
05/14/2014	1902CCRANE	48180118	-	JE# UFLO-LOA2164931	-	-	UF Letter of Appointment	1,346.19
05/14/2014	1902DEPT	11175321	-	JE# UFLO-LOA2164931	-	-	UF Letter of Appointment	693.50
05/14/2014	1902DEPT	80461673	-	JE# UFLO-LOA2164931	-	-	UF Letter of Appointment	1,346.19
05/15/2014	1902CCRANE	11891312	-	JE# UFLO-LOA2165828	-	-	UF Letter of Appointment	1,346.19
05/16/2014	1902DEPT	95395118	-	JE# UFLO-LOA2166384	-	-	UF Letter of Appointment	2,039.69
05/16/2014	1902SSHAWN	57939016	-	JE# UFLO-LOA2166384	-	-	UF Letter of Appointment	2,692.38
05/19/2014	1902CSHARE	92969881	-	JE# UFLO-LOA2166746	-	-	UF Letter of Appointment	2,692.38
05/19/2014	1902CSHARE	89888671	-	JE# UFLO-LOA2166746	-	-	UF Letter of Appointment	2,692.38
05/19/2014	1902DEPT	63969105	-	JE# UFLO-LOA2166746	-	-	UF Letter of Appointment	2,692.38
05/19/2014	1902GSFP	88451803	-	JE# UFLO-LOA2166746	-	-	UF Letter of Appointment	1,346.19
05/20/2014	1902DEPT	04607446	-	JE# UFLO-LOA2167116	-	-	UF Letter of Appointment	2,692.38
05/21/2014	1902DEPT	04607446	-	JE# UFLO-LOA2167469	-	-	UF Letter of Appointment	(1,346.19)
05/21/2014	1902DEPT	63969105	-	JE# UFLO-LOA2167469	-	-	UF Letter of Appointment	(1,346.19)
05/22/2014	1902DEPT	49691477	-	JE# UFLO-LOA2167817	-	-	UF Letter of Appointment	(897.46)
05/23/2014	1902DEPT	41913951	-	JE# UFLO-LOA2169129	-	-	UF Letter of Appointment	673.10
05/23/2014	1902SSHAWN	41913951	-	JE# UFLO-LOA2169129	-	-	UF Letter of Appointment	673.09
05/26/2014	1902DEPT	41913951	-	JE# UFLO-LOA2173311	-	-	UF Letter of Appointment	(673.10)
05/26/2014	1902SSHAWN	41913951	-	JE# UFLO-LOA2173311	-	-	UF Letter of Appointment	(673.09)
Subtotal 754000 - WAIVERS								\$35,664.43
Other Operating Expenses: Travel Expenses								
771100 IN STATE TRAVEL								
05/02/2014	1902SGROUP	46060930	-	PCard# UFLO-TXN02689744	VCHR# UFLO- 04437738	EMP#46060930-Studstill Jr.,William J	U-HAUL UNIVERSITY-TA#255564 M. Rogozinski to Orl	24.95
05/02/2014	1902SGROUP	46060930	-	PCard# UFLO-TXN02692893	VCHR# UFLO- 04437774	EMP#46060930-Studstill Jr.,William J	ENTERPRISE RENT-A-CAR-TA# 255564-G Rogozinski to Orl	303.20
05/06/2014	1902SGROUP	46060930	-	PCard# UFLO-TXN02693567	VCHR# UFLO- 04439541	EMP#46060930-Studstill Jr.,William J	U-HAUL UNIVERSITY-TA# 255564-G Rogozinski to Orl	155.80
Subtotal 771100 - IN STATE TRAVEL								\$483.95
771200 OUT OF STATE TRAVEL								
05/16/2014	-	66107200	-	PCard# UFLO-TXN02697286	VCHR# UFLO- 04447615	EMP#66107200-Abbitt III,John D	USAIRWAYS 0377445888528-TA# 264455 J. Abbitt to Washin	462.00
05/16/2014	-	66107200	-	PCard# UFLO-TXN02697375	VCHR# UFLO- 04447615	EMP#66107200-Abbitt III,John D	EXPEDIA EXPEDIA.COM-TA# 264455 J. Abbitt to Washin	7.00
05/19/2014	1902DEPT	87112740	-	PCard# UFLO-TXN02702536	VCHR# UFLO- 04448608	EMP#87112740-Strack,Judith Louise	AVIS RENT-A-CAR 1-TA#261601 S. Sarkar to Gainesv	96.87



Transaction detail

myufl

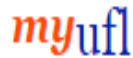
Transaction Detail
Solar thermochemical fuel prod
 For Month Ending: May 31, 2014

Run Date: 06/05/2014

Acctg Date	Flex Code	UFID	CRIS Code	Transaction ID	Encumbrance ID	ID	Description Detail	Amount
Cost Center: 00099270-201-19020100 (Project-Fund-Department)								
731100 LAB SUPPLIES								
05/02/2014	-	-	-	VCHR# UFLOR-P0032213	PO# UFLOR - 1902 - 1400318299	INVOICE# 4000042058	Atlas American Corporation-OSRAM XBO 6000W lamps	7,170.00
05/02/2014	-	-	-	VCHR# UFLOR-P0032213	PO# UFLOR - 1902 - 1400318299	INVOICE# 4000042058	Atlas American Corporation-estimated shipping costs	45.00
05/08/2014	-	66375446	-	PCard# UFLOR-TXN02683928	VCHR# UFLOR - 04439452	EMP#66375446-Rhodes,Nathan R	PAYPAL ROBOCASTING-Crucibles for Thermogravimeter	211.95
05/15/2014	-	-	-	JE# UFLOR-RSCM141107	-	-	E2R- MAIC4691- date: 4/30/14	15.00
05/16/2014	-	64311101	-	PCard# UFLOR-TXN02699006	VCHR# UFLOR - 04447625	EMP#64311101-AuYeung,Nicholas	ZIRCAR ZIRCONIA, INC-Reactive Beds for solar reacto	1,974.56
05/16/2014	-	64311101	-	PCard# UFLOR-TXN02699563	VCHR# UFLOR - 04447625	EMP#64311101-AuYeung,Nicholas	TECHNICAL GLASS PRODUCTS-Quartz Tubes	322.94
05/27/2014	-	-	-	JE# UFLOR-0002173461	-	-	EHS FB 14-0823 Film badge svc	16.00
Subtotal 731100 - LAB SUPPLIES								\$9,755.45
Other Operating Expenses: Financial Aid								
754000 WAIVERS								
05/13/2014	-	81869173	-	JE# UFLOR-LOA2164059	-	-	UF Letter of Appointment	2,662.38
05/13/2014	-	66375446	-	JE# UFLOR-LOA2164059	-	-	UF Letter of Appointment	1,480.81
Subtotal 754000 - WAIVERS								\$4,173.19
Other Operating Expenses: Travel Expenses								
771100 IN STATE TRAVEL								
05/13/2014	-	10331880	-	PCard# UFLOR-TXN02696158	VCHR# UFLOR - 04444052	EMP#71201981-Roberts,Samantha J	UF DOCE CONFERENCE-registration Roberts FESC Conf	25.00
05/15/2014	-	10331880	-	PCard# UFLOR-TXN02696981	VCHR# UFLOR - 04446607	EMP#71201981-Roberts,Samantha J	UF DOCE CONFERENCE-registration Hagelin-Weaver FE	125.00
Subtotal 771100 - IN STATE TRAVEL								\$150.00
771200 OUT OF STATE TRAVEL								
05/01/2014	-	65705880	-	EXP# UFLOR-0000574712	TA# UFLOR - 0000252342	EMP#65705880-Hahn,David Worthington	Washington DC 2/23-2/25/14	69.00
Subtotal 771200 - OUT OF STATE TRAVEL								\$69.00
Subtotal Other Operating Expenses								\$14,737.47
Facilities and Administration:								
812000 FACILITIES & ADMIN (C&G ONLY)								
05/05/2014	-	65705880	-	JE# UFLOR-GMF&A58948	-	-	F&A CALCULATION	32.09
05/09/2014	-	-	-	JE# UFLOR-GMF&A60688	-	-	F&A CALCULATION	3,354.88
05/09/2014	-	66375446	-	JE# UFLOR-GMF&A60688	-	-	F&A CALCULATION	98.56
05/10/2014	-	-	-	JE# UFLOR-GMF&A62057	-	-	F&A CALCULATION	725.61
05/10/2014	-	-	-	JE# UFLOR-GMF&A62057	-	-	F&A CALCULATION	1,735.36
05/12/2014	-	-	-	JE# UFLOR-0002163513	-	-	To adjust IDC	(0.01)
05/12/2014	-	-	-	JE# UFLOR-GMF&A63421	-	-	F&A CALCULATION	124.94
05/12/2014	-	-	-	JE# UFLOR-GMF&A63421	-	-	F&A CALCULATION	190.83
05/19/2014	-	-	-	JE# UFLOR-GMF&A66782	-	-	F&A CALCULATION	281.25
05/19/2014	-	64311101	-	JE# UFLOR-GMF&A66782	-	-	F&A CALCULATION	1,068.34
05/22/2014	-	10331880	-	JE# UFLOR-GMF&A67854	-	-	F&A CALCULATION	69.76
05/24/2014	-	-	-	JE# UFLOR-GMF&A70552	-	-	F&A CALCULATION	2,460.78
05/24/2014	-	-	-	JE# UFLOR-GMF&A70552	-	-	F&A CALCULATION	1,875.26



Transaction detail



Transaction Detail
 EG-MECH AND AERO
 For Month Ending: May 31, 2014

Run Date: 06/05/2014

Acctg Date	Flex Code	UFID	CRIS	Transaction ID	Encumbrance ID	ID	Description Detail	Amount
Cost Center: 19020100-162-1902S4710 - AEROSPACE DESIGN 2 (Department-Fund-Department Flex)								
ALL REVENUE: Revenue Operating								
412920 MATERIAL & SUPPLY FEE								
05/19/2014	1902S4710	-	-	JE# UFLOR-SAFIN67167	-	-	STUDENT ADM/STUDENT FINANCIALS	100.00
Subtotal 412920 - MATERIAL & SUPPLY FEE								\$100.00
Subtotal ALL REVENUE								\$100.00
Other Operating Expenses: MATERIAL								
731100 LAB SUPPLIES								
05/06/2014	1902S4710	07445360	-	PCard# UFLOR-TXN02684802	VCHR# UFLOR - 04439470	EMP#07445360-Lind Jr,Richard C	INTERNATIONAL TRANSACTION-Batteries & Quadcopter PAYPAL	6.53
05/06/2014	1902S4710	07445360	-	PCard# UFLOR-TXN02685780	VCHR# UFLOR - 04439470	EMP#07445360-Lind Jr,Richard C	PAYPAL UHOBBIES-Batteries & Quadcopter Frame f	815.81
05/06/2014	1902S4710	07445360	-	PCard# UFLOR-TXN02691063	VCHR# UFLOR - 04439508	EMP#07445360-Lind Jr,Richard C	WM SUPERCENTER #538-Batteries & Tape for EAS 4710	25.49
Subtotal 731100 - LAB SUPPLIES								\$847.83
Subtotal Other Operating Expenses								\$847.83
19020100-162-1902S4710 - AEROSPACE DESIGN 2 (Department-Fund-Department Flex)								(\$747.83)



Transaction detail



Transaction Detail
 EG-MECH AND AERO
 For Month Ending: May 31, 2014

Run Date: 06/05/2014

Acctg Date	Flex Code	UFID	CRIS	Transaction ID	Encumbrance ID	ID	Description Detail	Amount
Cost Center: 19020100-171-F007854 - Powers Endowed Professorship (Department-Fund-Source of Funds)								
Other Operating Expenses: OTHER								
799600 ENTERTAINMENT EXPENSE								
05/07/2014	1902DEPT	-	-	EXP# UFLO-0000578421	-	EMP#60838059-Balachandar,Sivaramakrishnan	Business Lunch -2/6/14	53.37
Subtotal 799600 - ENTERTAINMENT EXPENSE								\$53.37
Subtotal Other Operating Expenses								\$53.37
19020100-171-F007854 - Powers Endowed Professorship (Department-Fund-Source of Funds)								(\$53.37)



Appropriations summary

myufl

Appropriations Summary
EG-MECH AND AERO
 For Month Ending: May 31, 2014

Run Date: 06/05/2014

	YTD Budget	Open Encumbrances	YTD Expenses	Available Balance	MTD Budget	MTD Expenses
Cost Center: 19020100~101~CRRNT (Department~Fund~Budget Reference)						
Personnel Expenses						
600000 SALARY EXP (4) - BUDGET ONLY		0.00	0.00		\$66,048.00	\$0.00
Subtotal Salary Budget		\$0.00	\$0.00		\$66,048.00	\$0.00
611110 FACULTY-EARNINGS		41,471.67	5,001,209.51		\$0.00	\$394,266.80
611120 FACULTY-EARNINGS FRINGE POOL		10,907.05	1,315,317.53		\$0.00	\$103,692.11
611220 FACULTY-MOVING FRINGE POOL		0.00	(0.01)		\$0.00	\$0.00
611310 FACULTY-ADDL PAY		0.00	12,419.37		\$0.00	\$1,432.22
611320 FACULTY-ADDL PAY FRINGE POOL		0.00	571.03		\$0.00	\$65.87
Subtotal Faculty Expenses		\$52,378.72	\$6,329,517.43		\$0.00	\$499,457.00
621110 EXEMPT TEAMS/USPS-EARNINGS		35,127.17	191,825.88		\$0.00	\$23,529.70
621120 EX TEAMS/USPS-EARN FRNG POOL		11,697.35	63,877.85		\$0.00	\$7,835.38
621310 EXEMPT TEAMS/USPS-ADDL PAY		0.00	1,019.37		\$0.00	\$87.70
621320 EX TEAMS/USPS-ADDLPY FRNG POOL		0.00	46.71		\$0.00	\$4.02
Subtotal EXEMPT TEAMS/USPS		\$46,824.52	\$256,769.81		\$0.00	\$31,456.80
631110 NONEXEMPT TEAMS/USPS-EARNINGS		48,414.21	415,194.31		\$0.00	\$33,582.43
631120 NONEX TEAM/USPS-EARN FRNG POOL		22,028.46	188,913.26		\$0.00	\$15,279.99
631310 NONEXEMPT TEAMS/USPS-ADDL PAY		0.00	525.00		\$0.00	\$325.00
631320 NONEX TEAM/USPS-APAY FRNG POOL		0.00	24.15		\$0.00	\$14.95
Subtotal NON EXEMPT TEAMS/USPS		\$70,442.68	\$604,656.72		\$0.00	\$49,202.37
699205 NONTAX EE MOVING REIMB-NO FBP		0.00	(294.80)		\$0.00	\$0.00
Subtotal Other Salary Expenses		\$0.00	(\$294.80)		\$0.00	\$0.00
Subtotal Salary Expenses	\$8,307,292.07	\$169,645.92	\$7,190,649.16	\$946,997.00	\$66,048.00	\$580,116.17
650000 OPS SAL EXP (4) - BUDGET ONLY		0.00	0.00		\$0.00	\$0.00
Subtotal OPS Budget		\$0.00	\$0.00		\$0.00	\$0.00
651110 TEMPORARY FACULTY-EARNINGS		1,226.40	78,056.35		\$0.00	\$5,753.36
651120 TEMP FAC-EARNINGS FRNG POOL		56.41	3,590.34		\$0.00	\$264.63
Subtotal Temp Faculty Expenses		\$1,282.81	\$81,646.69		\$0.00	\$6,017.99



Appropriations summary

myufl

Appropriations Summary
EG-MECH AND AERO
 For Month Ending: May 31, 2014

Run Date: 06/05/2014

	YTD Budget	Open Encumbrances	YTD Expenses	Available Balance	MTD Budget	MTD Expenses
Cost Center: 19020100~101~CRRNT (Department~Fund~Budget Reference)						
652110 GRADUATE ASSISTANTS-EARNINGS		84,433.76	1,100,022.73		\$0.00	\$90,658.97
652120 GRAD ASSTS-EARNINGS FRNG POOL		6,079.23	41,063.90		\$0.00	\$0.00
Subtotal GRADUATE ASSISTANTS		\$90,512.99	\$1,141,086.63		\$0.00	\$90,658.97
656110 POST DOC-EARNINGS		0.00	14,927.57		\$0.00	\$1,148.28
656120 POST DOC-EARNINGS FRINGE POOL		0.00	1,074.67		\$0.00	\$82.67
Subtotal POST DOCS		\$0.00	\$16,002.24		\$0.00	\$1,230.95
655110 STUDENT ASSISTANTS-EARNINGS		62,709.12	166,098.31		\$0.00	\$7,534.00
655120 STUDENT ASST-EARN FRNG POOL		1,003.35	2,657.32		\$0.00	\$120.52
Subtotal Student Assistant Expenses		\$63,712.47	\$168,755.63		\$0.00	\$7,654.52
659110 OTHER OPS EARNINGS		36,329.04	135,421.06		\$0.00	\$14,897.10
659120 OTHER OPS FRINGE POOL		1,671.14	6,228.96		\$0.00	\$685.22
Subtotal Other OPS Expenses		\$38,000.18	\$141,650.02		\$0.00	\$15,582.32
Subtotal OPS	\$1,557,769.16	\$193,508.44	\$1,549,141.21	(\$184,880.49)	\$0.00	\$121,144.75
Subtotal Personnel Expenses	\$9,865,061.23	\$363,154.36	\$8,739,790.37	\$762,116.50	\$66,048.00	\$701,260.92
Other Operating Expenses						
700000 OTHER EXP (4) - BUDGET ONLY		0.00	0.00		\$0.00	\$0.00
Subtotal All Expense Budget		\$0.00	\$0.00		\$0.00	\$0.00
711600 ENGINEERING SERVICES		0.00	24,416.36		\$0.00	(\$2,416.99)
711700 DATA PROCESSING SERVICES		0.00	4,772.00		\$0.00	\$295.00
713000 ADVERTISING / MARKETING		10,100.00	17,451.60		\$0.00	\$0.00
715000 LECTURERS		0.00	2,450.00		\$0.00	\$0.00
717000 LABORATORY SERVICES		0.00	2,803.66		\$0.00	\$0.00
719300 OTHER SERVICES - NON EMPLOYEES		0.00	2,772.50		\$0.00	\$0.00
719400 MOVING CONTRACTOR		7,960.33	3,000.00		\$0.00	\$0.00
Subtotal Contractual Expenses		\$18,060.33	\$57,666.12		\$0.00	(\$2,121.99)
721300 WATER		0.00	515.88		\$0.00	\$0.00
722100 TELEPHONE - LOCAL		0.00	44,939.80		\$0.00	\$4,130.00



Appropriations summary

myufl

Appropriations Summary EG-MECH AND AERO For Month Ending: May 31, 2014

Run Date: 06/05/2014

		YTD Budget	Open Encumbrances	YTD Expenses	Available Balance	MTD Budget	MTD Expenses
Cost Center: 19020100~101~CRRNT (Department~Fund~Budget Reference)							
722120	TELEPHONE INSTALL/MAINT/REPAIR		0.00	1,451.94		\$0.00	\$125.00
722150	TELEPHONE - LONG DISTANCE		0.00	2,745.90		\$0.00	\$160.00
722200	CELLULAR PHONES & SERVICE PLAN		0.00	3,266.47		\$0.00	\$0.00
Subtotal Utilities & Communications			\$0.00	\$52,919.99		\$0.00	\$4,415.00
731100	LAB SUPPLIES		0.00	21,838.26		\$0.00	\$0.00
731110	GAS, LIQUID/COMPRESSED		0.00	30.00		\$0.00	\$0.00
731900	LAB EQUIPMENT <5000		0.00	17.48		\$0.00	\$0.00
732100	OFFICE SUPPLIES - GENERAL		0.00	13,195.66		\$0.00	\$0.00
732900	OFFICE EQUIPMENT <5000		0.00	19,715.20		\$0.00	\$4,450.58
733000	BUILDING MAINT & SUPPLIES		0.00	5,349.40		\$0.00	\$225.76
734100	COMPUTER SUPPLIES		0.00	223.87		\$0.00	\$0.00
734200	COMP SOFTWARE GENERAL		0.00	3,338.07		\$0.00	\$0.00
734250	COMP SOFTWARE SPECIALIZED		0.00	6,016.50		\$0.00	\$0.00
734800	COMPUTER EQUIPMENT <5000		0.00	20,933.50		\$0.00	\$0.00
736000	MOTOR FUELS AND LUBRICANTS		0.00	2,644.58		\$0.00	\$188.36
739300	BOOKS & PUBLICATN - NON LIB		0.00	321.89		\$0.00	\$0.00
739400	EQUIPMENT > 1000 & < 5000		0.00	4,779.23		\$0.00	\$0.00
Subtotal MATERIAL			\$0.00	\$98,403.64		\$0.00	\$4,864.70
741100	REPAIRS AND MAINT - BUILDINGS		0.00	7,116.41		\$0.00	(\$266.86)
742100	REPAIRS & MAINT - FURN & EQUIP		0.00	2,940.15		\$0.00	\$0.00
742200	MAINTENANCE CONTRACTS - EQUIP		0.00	3,000.00		\$0.00	\$0.00
742300	REPAIRS & MAINT - VEHICLES		0.00	4,361.95		\$0.00	\$0.00
749000	REPAIRS & MAINTENANCE - OTHER		0.00	759.00		\$0.00	\$0.00
Subtotal Repairs and Maintenance			\$0.00	\$18,177.51		\$0.00	(\$266.86)
752000	FELLOWSHIPS / STIPENDS		0.00	13,789.69		\$0.00	\$769.24
754000	WAIVERS		0.00	124,396.29		\$0.00	\$35,664.43
Subtotal Financial Aid			\$0.00	\$138,185.98		\$0.00	\$36,433.67



Appropriations summary



Appropriations Summary EG-MECH AND AERO For Month Ending: May 31, 2014

Run Date: 06/05/2014

	YTD Budget	Open Encumbrances	YTD Expenses	Available Balance	MTD Budget	MTD Expenses
Cost Center: 19020100~101~CRRNT (Department~Fund~Budget Reference)						
771100 IN STATE TRAVEL		146.14	4,371.23		\$0.00	\$483.95
771200 OUT OF STATE TRAVEL		1,377.46	27,343.82		\$0.00	\$584.99
772000 FOREIGN TRAVEL		0.00	7,578.81		\$0.00	\$0.00
Subtotal Travel Expenses		\$1,523.60	\$39,293.86		\$0.00	\$1,068.94
781100 FURNITURE & EQUIPMENT >4999		0.00	5,122.34		\$0.00	\$0.00
Subtotal Capital Asset Purchase		\$0.00	\$5,122.34		\$0.00	\$0.00
791000 MEMBERSHIPS & DUES		0.00	378.00		\$0.00	\$0.00
791100 SUBSCRIPTIONS		0.00	77.00		\$0.00	\$0.00
792100 RENTALS - SPACE		0.00	860.00		\$0.00	\$0.00
793100 PHOTOCOPYING		0.00	197.61		\$0.00	\$0.00
793200 OFFSET PRINTING		0.00	259.46		\$0.00	\$0.00
793300 SPECIALTY PRINTING		0.00	3,512.25		\$0.00	\$0.00
793900 PRINTING REPRODUCTION - OTHER		0.00	300.00		\$0.00	\$90.00
794000 POSTAGE		0.00	3,054.96		\$0.00	\$27.84
794100 FREIGHT		0.00	359.36		\$0.00	\$0.00
794200 COURIER SERVICE		0.00	318.12		\$0.00	\$0.00
799900 MISCELLANEOUS OPERATING EXP		0.00	436.12		\$0.00	(\$296.51)
817000 TRANSFER OUT FINANCIAL AID		0.00	10,067.57		\$0.00	\$0.00
Subtotal OTHER		\$0.00	\$19,820.45		\$0.00	(\$178.67)
Subtotal Other Operating Expenses	\$487,483.00	\$19,583.93	\$429,589.89	\$38,309.18	\$0.00	\$44,214.79
Subtotal Other Operating Expenses	\$487,483.00	\$19,583.93	\$429,589.89	\$38,309.18	\$0.00	\$44,214.79
Total 19020100~101~CRRNT (Department~Fund~Budget Reference)	\$10,352,544.23	\$382,738.28	\$9,169,380.26	\$800,425.68	\$66,048.00	\$745,475.71



Grant Summary

myufl

Grant Summary
Solar thermochemical fuel prod
 As of: May 31, 2014

Run Date: 06/05/2014

Cost Center: 00099270~201~19020100 (Project-Fund-Department) Direct Available Balance: \$129,325.63

Award Information		Issue Date: 01/09/2012	
Contract ID (Type):	00081975 - Solar thermochemical fuel prod	Award Title:	Solar thermochemical fuel production via a novel low pre
Sponsor:	GM02520 - US DEPT OF ENERGY	Award Period:	12/19/2011 - 12/18/2014
Award PI:	65705880 - Hahn,David Worthington	Award Amount:	\$2,975,920.00
Award Ref #:	DE-AR0000184		

Project Information		Spending Period: 12/19/2011 - 12/18/2014	
Project PI/Manager:	65705880 - Hahn,David	Cost Sharing:	N
Project Amount:	\$0.00	F&A Base and Rate:	MTDC - 46.50%

Code: - Expires: 01/01/1753 Assurance: - Exempt: - Code: - Expires: 01/01/1753 Assurance: - Exempt: -

Account Description	Project to Date Budget	Project to Date Expenses	Commitments	Available Balance	Fiscal YTD Expenses	MTD Expense
Direct						
Personnel Expenses						
600005 SALARY EXP (5) - BUDGET ONLY	385,004.76	0.00	0.00		0.00	0.00
Subtotal Salary Budget	\$385,004.76	\$0.00	\$0.00		\$0.00	\$0.00
611110 FACULTY-EARNINGS		56,631.64	17,563.95		36,256.31	5,593.27
611120 FACULTY-EARNINGS FRINGE POOL		14,262.39	4,619.32		9,535.35	1,471.01
Subtotal Faculty Expenses		\$70,894.03	\$22,183.27		\$45,791.66	\$7,064.28
Subtotal Salary Expenses	\$385,004.76	\$70,894.03	\$22,183.27		\$45,791.66	\$7,064.28
652110 GRADUATE ASSISTANTS-EARNINGS		82,313.54	4,386.69		36,886.21	3,249.40
652120 GRAD ASSTS-EARNINGS FRNG POOL		4,777.50	315.84		2,655.63	233.94
Subtotal GRADUATE ASSISTANTS		\$87,091.04	\$4,702.53		\$39,541.84	\$3,483.34
656110 POST DOC-EARNINGS		67,432.96	5,689.66		49,310.35	4,214.56
656120 POST DOC-EARNINGS FRINGE POOL		4,347.55	409.66		3,550.19	303.43
Subtotal POST DOCS		\$71,780.51	\$6,099.31		\$52,860.54	\$4,517.99
659110 OTHER OPS EARNINGS		1,560.00	4,320.00		1,560.00	1,560.00
659120 OTHER OPS FRINGE POOL		71.76	198.72		71.76	71.76
Subtotal Other OPS Expenses		\$1,631.76	\$4,518.72		\$1,631.76	\$1,631.76
Subtotal OPS		\$160,503.31	\$15,320.56		\$94,034.14	\$9,633.09
Subtotal Personnel Expenses	\$385,004.76	\$231,397.34	\$37,503.83		\$139,825.80	\$16,697.37
Other Operating Expenses						
700005 OTHER EXP (5) - BUDGET ONLY	101,749.00	0.00	0.00		0.00	0.00



Grant summary

myufl

Grant Summary
Solar thermochemical fuel prod
 As of: May 31, 2014

Run Date: 06/05/2014

Account Description	Project to Date Budget	Project to Date Expenses	Commitments	Available Balance	Fiscal YTD Expenses	MTD Expense
Subtotal Expense Budget	\$101,749.00	\$0.00	\$0.00		\$0.00	\$0.00
Subtotal All Expense Budget	\$101,749.00	\$0.00	\$0.00		\$0.00	\$0.00
711600 ENGINEERING SERVICES		4,887.58	0.00		3,049.83	589.83
717000 LABORATORY SERVICES		209.38	0.00		0.00	0.00
Subtotal Contract Services		\$5,096.96	\$0.00		\$3,049.83	\$589.83
Subtotal Contractual Expenses		\$5,096.96	\$0.00		\$3,049.83	\$589.83
731100 LAB SUPPLIES		40,582.29	0.00		23,203.98	9,755.45
731110 GAS, LIQUID/COMPRESSED		1,643.07	0.00		621.83	0.00
731900 LAB EQUIPMENT <5000		1,510.00	0.00		1,510.00	0.00
733000 BUILDING MAINT & SUPPLIES		0.00	0.00		0.00	0.00
Subtotal Materials and Supplies		\$43,735.36	\$0.00		\$25,335.81	\$9,755.45
Subtotal MATERIAL		\$43,735.36	\$0.00		\$25,335.81	\$9,755.45
742100 REPAIRS & MAINT - FURN & EQUIP		904.56	0.00		0.00	0.00
749000 REPAIRS & MAINTENANCE - OTHER		0.00	3,088.00		0.00	0.00
Subtotal Repairs and Maintenance		\$904.56	\$3,088.00		\$0.00	\$0.00
Subtotal Repairs and Maintenance		\$904.56	\$3,088.00		\$0.00	\$0.00
754000 WAIVERS		38,077.45	0.00		16,692.75	4,173.19
Subtotal Waivers		\$38,077.45	\$0.00		\$16,692.75	\$4,173.19
Subtotal Financial Aid		\$38,077.45	\$0.00		\$16,692.75	\$4,173.19
771005 DOMESTIC TRAVEL (5) - BUD ONLY	14,500.00	0.00	0.00		0.00	0.00
771100 IN STATE TRAVEL		483.27	0.00		66.00	150.00
771200 OUT OF STATE TRAVEL		10,222.36	200.00		6,820.28	69.00
Subtotal -	\$14,500.00	\$10,705.63	\$200.00		\$6,886.28	\$219.00
Subtotal Travel Expenses	\$14,500.00	\$10,705.63	\$200.00		\$6,886.28	\$219.00
799900 MISCELLANEOUS OPERATING EXP		1,219.00	0.00		1,219.00	0.00
Subtotal Other Expenses		\$1,219.00	\$0.00		\$1,219.00	\$0.00
Subtotal OTHER		\$1,219.00	\$0.00		\$1,219.00	\$0.00
Subtotal Other Operating Expenses	\$116,249.00	\$99,738.96	\$3,288.00		\$53,183.67	\$14,737.47
Subtotal Direct	\$501,253.76	\$331,136.30	\$40,791.83	\$129,325.63	\$193,009.47	\$31,434.84
Indirect Costs						



Grant summary



Grant Summary
Solar thermochemical fuel prod
 As of: May 31, 2014

Run Date: 06/05/2014

Account Description	Project to Date Budget	Project to Date Expenses	Commitments	Available Balance	Fiscal YTD Expenses	MTD Expense
Facilities and Administration						
812000 FACILITIES & ADMIN (C&G ONLY)		136,272.40	(136,272.40)		81,987.23	12,676.69
812005 FAC & ADMIN (5) - BUDGET ONLY	202,509.18	0.00	202,509.18		0.00	0.00
Subtotal -	\$202,509.18	\$136,272.40	\$66,236.78		\$81,987.23	\$12,676.69
Subtotal -	\$202,509.18	\$136,272.40	\$66,236.78	\$0.00	\$81,987.23	\$12,676.69
Subtotal Facilities and Administration	\$202,509.18	\$136,272.40	\$66,236.78	\$0.00	\$81,987.23	\$12,676.69
Subtotal Indirect Costs	\$202,509.18	\$136,272.40	\$66,236.78	\$0.00	\$81,987.23	\$12,676.69
00099270~201~19020100 Total Direct and Indirect	\$703,762.94	\$467,408.70	\$107,028.61	\$129,325.63	\$274,996.70	\$44,111.53



Cash summary

myufl

Cash Summary
EG-MECH AND AERO
 As of: May 31, 2014

Run Date: 06/05/2014

	Beginning Balance	YTD Revenue	YTD Expense	Available Balance	MTD Revenue	MTD Expense
Cost Center: 19020100~162~1902S4710 - AEROSPACE DESIGN 2 (Department~Fund~Department Flex)						
ALL REVENUE						
412920 MATERIAL & SUPPLY FEE		4,250.00	0.00		100.00	0.00
Subtotal Revenue Operating		\$4,250.00	\$0.00		\$100.00	\$0.00
571800 Transfers Within Fund		0.00	0.00		0.00	0.00
Subtotal Revenue Non Operating		\$0.00	\$0.00		\$0.00	\$0.00
Subtotal ALL REVENUE		\$4,250.00	\$0.00		\$100.00	\$0.00
Other Operating Expenses						
731100 LAB SUPPLIES		0.00	3,668.70		0.00	847.83
731110 GAS, LIQUID/COMPRESSED		0.00	3.92		0.00	0.00
Subtotal MATERIAL		\$0.00	\$3,672.62		\$0.00	\$847.83
793000 PRINTING AND REPRODUCTION		0.00	0.00		0.00	0.00
793300 SPECIALTY PRINTING		0.00	0.00		0.00	0.00
793900 PRINTING REPRODUCTION - OTHER		0.00	0.00		0.00	0.00
Subtotal OTHER		\$0.00	\$0.00		\$0.00	\$0.00
Subtotal Other Operating Expenses		\$0.00	\$3,672.62		\$0.00	\$847.83
Total 19020100~162~1902S4710 - AEROSPACE DESIGN 2 (Department~Fund~Department Flex)	\$300.47	\$4,250.00	\$3,672.62	\$877.85	\$100.00	\$847.83



Cash summary

myufl

Cash Summary
EG-MECH AND AERO
 As of: May 31, 2014

Run Date: 06/05/2014

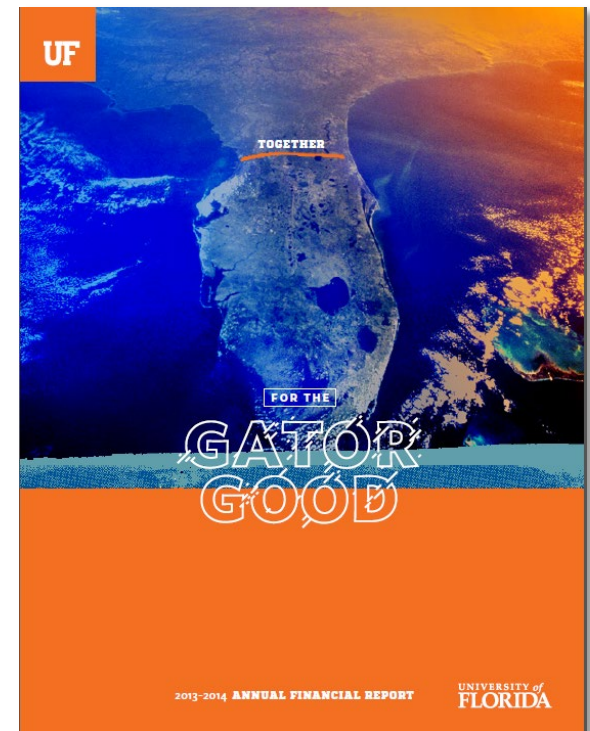
	Beginning Balance	YTD Revenue	YTD Expense	Available Balance	MTD Revenue	MTD Expense
Cost Center: 19020100~171~F007854-Powers Endowed Professorship (Department~Fund~Source of Funds)						
ALL REVENUE						
430000 TRSFRS TO UF FR COMPONENT UNIT		0.00	0.00		0.00	0.00
Subtotal Revenue Operating		\$0.00	\$0.00		\$0.00	\$0.00
Subtotal ALL REVENUE		\$0.00	\$0.00		\$0.00	\$0.00
Other Operating Expenses						
732100 OFFICE SUPPLIES - GENERAL		0.00	0.00		0.00	0.00
734200 COMP SOFTWARE GENERAL		0.00	0.00		0.00	0.00
734250 COMP SOFTWARE SPECIALIZED		0.00	0.00		0.00	0.00
734800 COMPUTER EQUIPMENT <5000		0.00	0.00		0.00	0.00
Subtotal MATERIAL		\$0.00	\$0.00		\$0.00	\$0.00
791000 MEMBERSHIPS & DUES		0.00	0.00		0.00	0.00
799400 FOOD & BEVERAGES HUMAN CONSUMP		0.00	272.26		0.00	0.00
799600 ENTERTAINMENT EXPENSE		0.00	382.03		0.00	53.37
Subtotal OTHER		\$0.00	\$654.29		\$0.00	\$53.37
Subtotal Other Operating Expenses		\$0.00	\$654.29		\$0.00	\$53.37
Total 19020100~171~F007854-Powers Endowed Professorship (Department~Fund~Source of Funds)	\$2,688.56	\$0.00	\$654.29	\$2,034.27	\$0.00	\$53.37



Annual Financial Report (AFR)

http://www.fa.ufl.edu/wp-content/uploads/AFR/UF_AFR_2014_indexed_4.pdf

- Presents financial statements (balance sheet, operating statement, cash flows statement), note disclosures and management's discussion and analysis (MD&A)
- Prepared by General Accounting and Financial Reporting
- Audited by State Auditor General – we have never received a qualified/modified opinion
- Required by Florida Statute
- AFR is used by the State CFO in preparing the State Comprehensive Financial Statements (UF is the only university that is discretely presented – because of our size)
- Used by other universities to compare/benchmark financial data





Annual Financial Report (AFR)

Basic Financial Statements

STATEMENT OF REVENUES, EXPENSES, AND CHANGES IN NET POSITION for the Fiscal Year Ended June 30, 2014 (amounts expressed in thousands)

	University of Florida		Component Units		
	2013-14	2012-13	Direct-Support Organizations	Health Science Center Affiliates	Shands Hospital and Others
OPERATING REVENUES					
Student Tuition and Fees	\$ 508,448	\$ 500,508	\$ -	\$ -	\$ -
Scholarship Allowances	(149,793)	(148,064)	-	-	-
Student Tuition and Fees, Net of Scholarship Allowances	358,655	352,444	-	-	-
Federal Grants and Contracts	366,315	391,536	-	-	-
State and Local Grants and Contracts	44,638	44,783	-	-	-
Nongovernmental Grants and Contracts	704,749	643,612	-	-	-
Sales and Services of Auxiliary Enterprises (Note 13)	129,942	131,350	-	-	-
Sales and Services of Educational Departments	52,012	51,555	-	-	-
Sales and Services of Component Units	-	-	108,566	-	-
Hospital Revenues	-	-	-	663,083	1,695,988
Gifts and Donations - Component Units	-	-	102,598	-	-
Royalties and Licensing Fees - Component Units	-	-	29,958	-	-
Interest on Loans and Notes Receivable	1,178	976	-	-	-
Other Operating Revenues	2,381	2,524	8,651	76,003	44,868
Total Operating Revenues	1,659,870	1,618,780	249,773	739,086	1,740,856
OPERATING EXPENSES					
Employee Compensation and Benefits	1,724,914	1,619,868	1,512	79,505	793,749
Services and Supplies	472,507	460,776	305,049	178,970	754,548
Utilities and Communications	62,761	64,748	-	-	-
Scholarships, Fellowships and Waivers, Net	78,418	82,024	-	-	-
Depreciation	123,114	121,356	9,944	7,803	77,220
Self-Insured Claims and Expenses (Note 16)	(5,784)	(2,183)	-	-	-
Total Operating Expenses (Note 18)	2,455,930	2,346,589	316,505	266,278	1,625,517
Operating Income (Loss)	(796,060)	(727,809)	(66,732)	472,808	115,339



Annual Financial Report (AFR)

Table 23. Functional Expenses

<u>Functional Classifications</u>	<u>Amount</u>
Instruction	\$ 686,759,685
Research	584,733,991
Public Service	432,100,137
Academic Support	167,247,282
Institutional Support	162,252,432
Depreciation	123,114,297
Auxiliary Operations	112,306,719
Operation and Maintenance of Plant	94,904,616
Scholarships, Fellowships and Waivers, Net	56,659,181
Student Services	35,851,320
Total Operating Expenses	\$ 2,455,929,660



Board of Trustees (BOT) Quarterly

<http://trustees.ufl.edu/media/ufledu/content-assets/trusteesufledu/documents/agenda-and-materials/2014-June-5-6.pdf> (click on Committee on Finance and Facilities link, see item 5.3 Quarterly Financial Report)

- Presents a quarterly balance sheet and operating statement for UF (no component units) to the Finance Facilities committee of the BOT
- Presents a variance analysis between same quarter of prior FY and prior FY period ended June 30.
- Because of changes in the BOT schedule (retreats) we no longer present every quarter (usually 2nd and 3rd quarters)
- Prepared by General Accounting
- Early on in the process (prior to the variance analysis) there were many questions – so we began to anticipate questions and prepared the variance analysis
- Very few if any questions now



Board of Trustees (BOT) Quarterly

UNIVERSITY OF FLORIDA STATEMENT OF REVENUES, EXPENSES, AND CHANGES IN NET POSITION For the Period Ended March 31, 2014						
PREPARED ON THE ACCRUAL BASIS OF ACCOUNTING (Amounts are in thousands)	UNAUDITED For the Period Ended March 31, 2014	*	UNAUDITED For the Period Ended March 31, 2013	*	AUDITED For the Period Ended June 30, 2013	
OPERATING REVENUES						
Student Tuition and Fees	\$ 458,111	92%	\$ 447,100	89%	\$ 500,508	
Scholarship Allowances	(135,522)	92%	(137,048)	93%	(148,054)	
Student Tuition and Fees, Net of Scholarship Allowances	322,589	92%	310,052	88%	352,444	
Federal Grants and Contracts	266,623	68%	287,532	73%	391,536	
State and Local Grants and Contracts	34,570	77%	34,983	78%	44,783	
Nongovernmental Grants and Contracts (Note 16)	517,868	80%	469,120	73%	643,612	
Sales and Services of Auxiliary Enterprises	106,807	81%	109,300	83%	131,350	
Sales and Services of Educational Departments	37,377	72%	37,016	72%	51,555	
Interest on Loans and Notes Receivable	802	82%	709	73%	976	
Other Operating Revenues	2,124	84%	2,845	113%	2,524	
Total Operating Revenues	1,288,780				1,818,780	
OPERATING EXPENSES						
Employee Compensation and Benefits (Note 17)	1,271,023	77%	1,189,575	73%	1,619,868	
Services and Supplies	349,378	76%	329,180	71%	460,776	
Utilities and Communications	45,859	71%	48,139	74%	64,748	
Scholarships, Fellowships and Waivers, Net	78,311	95%	80,659	98%	82,024	
Depreciation	91,070	75%	85,127	70%	121,356	
Self-Insured Claims and Expenses (Note 18)	(443)	20%	5,311	-243%	(2,183)	
Total Operating Expenses	1,835,208	78%	1,737,881	74%	2,348,688	
Operating Income Loss	(546,448)	75%	(488,434)	67%	(727,808)	

Salary & Fringe

Office Equipment, Travel, Lab Supplies, Entertainment

Waivers

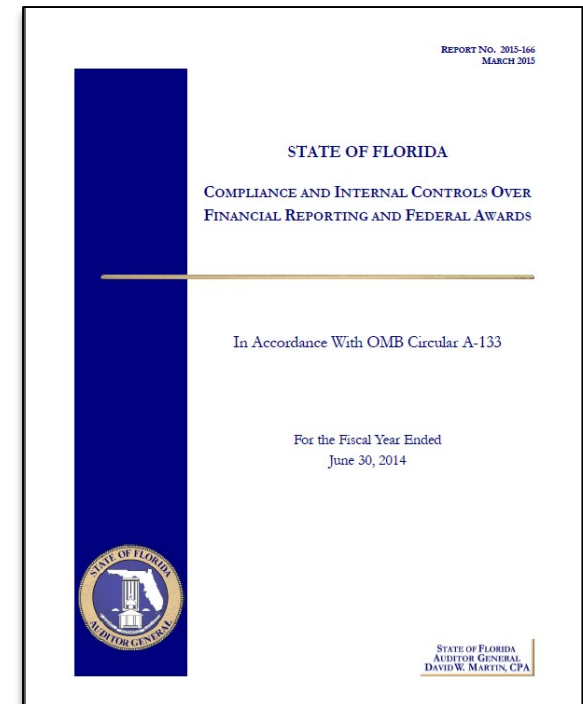


Reporting

Schedule of Expenditures of Federal Awards (SEFA)

http://www.myflorida.com/audgen/pages/pdf_files/2015-166.pdf#Page1

- As required by Uniform Guidance 2 CFR 200 (200.510); Institutions of Higher Education (IHE) must prepare financial statement(s) for the Federal program that includes a schedule of expenditures of Federal awards (SEFA). This must include a listing of Federal programs by Federal agency including those that are received as a subrecipient. Presents all expenditures of Federal awards for the fiscal year
- UF's expenditures are combined with all other State institutions federal expenditures (total for State is \$35B)
- Prepared by Cost Analysis
- Audited by State Auditor General as the A-133 audit
- The key to determining this report is whether or not the federal awards are set up properly so that the information can be captured. If a department can verify that the data is correct, it would help with the accuracy of the reporting. Items to review of a new award: Sponsor and CFDA number.





Reporting

Type of Expense	Fund 101	Fund 201	Fund 162	Fund 171	Cost Center	Program Code
Salary	\$5,031.97				19020100-101-CRRNT-611110	1100
Fringe	\$68,776.44				19020100-101-CRRNT-611120	1100
Office Equipment <\$5000	\$415.84				19020100-101-CRRNT-732900-1902DEPT	1100
Travel	\$303.20				19020100-101-CRRNT-1902SGROUP	1100
Waivers		\$2,692.38			19020100-201-00099270-754000	2200
F&A (OH)		\$3,354.98			19020100-201-00099270-812000	2200
Lab Supplies			\$815.81		19020100-162-731100-1902SF4710	8000
Entertainment				\$53.37	19020100-171-F007854-799600-1902DEPT	6100

We then look for the CFDA number that is used for this grant to determine the agency that we received the funding from and what program it belongs to. In this case it is CFDA number 81.135 which stands for the Advanced Research and Projects Agency, Energy Financial Assistance Program.

That data is then presented on the SEFA:

4. CFDA	5. ARI	Award	7. CFDA Program Title	8. Res	9. L	10.	11. Pass-Through Grantor or State of Florida Entity Name (F	12. Award Number	13. Total Exp
81.135	N	DOE	Advanced Research and Projects	Y	N	D		DE-AR0000209	1,434,522.04



NSF Higher Education and Research Development (HERD) Report

<http://www.nsf.gov/statistics/herd/>

- Provides current and historical trends on the amounts and types of research and development activities at U.S. colleges and universities.
- Prepared by Cost Analysis
- Used to rank the university with other institutions across the country.
- Used by the Board of Governors (BOG) as one of the determining factor for Performance Based Funding.
- **Program code** is very important in determining the information used for the HERD. The program code tells us if the expenditures in your department are for research. If you select an incorrect program code when it is not for research this could hurt our overall total and in turn decrease our ranking among our peers and decrease the proceeds we receive for performance based funding

The screenshot displays the NSF website's navigation bar with links for FUNDING, AWARDS, DISCOVERIES, NEWS, PUBLICATIONS, STATISTICS, ABOUT NSF, and FASTLANE. Below the navigation bar is the NSF logo and the tagline "WHERE DISCOVERIES BEGIN". The main content area is titled "Higher Education Research and Development (HERD)" and includes a search bar, a "QUICK LINKS" button, and a "SEARCH NSF" input field. The page content provides an overview of the HERD survey, a note about previous years' data, and a list of "Most Recent" and "Previous" publications. The "Most Recent" list includes "Higher Education R&D Expenditures Resume Slow Growth in FY 2013" and "Higher Education Research and Development Survey, Fiscal Year 2013". The "Previous" list includes "Higher Education Research and Development Survey, Fiscal Year 2012" and "Higher Education R&D Expenditures Remain Flat in FY 2012".



Reporting

Type of Expense	Fund 101	Fund 201	Fund 162	Fund 171	Cost Center	Program Code
Salary	\$5,031.97				19020100-101-CRRNT-611110	1100
Fringe	\$68,776.44				19020100-101-CRRNT-611120	1100
Office Equipment <\$5000	\$415.84				19020100-101-CRRNT-732900-1902DEPT	1100
Travel	\$303.20				19020100-101-CRRNT-1902SGROUP	1100
Waivers		\$2,692.38			19020100-201-00099270-754000	2200
F&A (OH)		\$3,354.98			19020100-201-00099270-812000	2200
Lab Supplies			\$815.81		19020100-162-731100-1902SF4710	8000
Entertainment				\$53.37	19020100-171-F007854-799600-1902DEPT	6100



Reporting

Question 1. How much of your total expenditures for research and development (R&D) came from the following sources in FY 2014? (See definition of R&D on the previous page.)

- In rows a, b, c, d, and f: Include both direct and recovered indirect costs (reimbursement of F&A costs from external sponsors).
- Report the original source of funds, when possible.
- Include all fields of R&D (e.g., sciences, engineering, humanities, education, law, arts). See full listing in Question 9.

Source of funds

a. U.S. federal government

Any agency of the United States government.
Include federal funds passed through from another institution.

b. State and local government

Any state, county, municipality, or other local government entity in the United States, including state health agencies. Include state funds that support R&D at agricultural and other experiment stations.

Public institutions should report state appropriations restricted for R&D activities here rather than in row e, Institutional funds.

c. Business

Domestic or foreign for-profit organizations. Report funds from a company's nonprofit foundation in row d.

d. Nonprofit organizations

Domestic or foreign nonprofit foundations and organizations, except universities and colleges. Report funds from your institution's 501(c)3 foundation in row e1. Funds from other universities and colleges should be reported in row f.

R&D expenditures
(Dollars in thousands)
(for example, report \$25,342 as \$25)

\$ 289327

\$ 109414

\$ 35107

\$ 35667

Federal Fund
Code Exp
with Program
Code 2200



Indirect Cost Proposal

- Required by Uniform Guidance 2 CFR 200 (Appendix III);
- The proposal is created every 3 – 5 years for identifying and computing indirect Facilities & Administrative (F&A) rates at Institutions of Higher Education (IHE).
- Indirect (F&A) costs are those that are incurred for the common or joint objectives and therefore cannot be identified readily and specifically with a particular sponsored project, and instructional activities, or any other institutional activity.
- Program code is important!
- Prepared by Cost Analysis



Reporting

Indirect Cost Proposal

Type of Expense	Fund 101	Fund 201	Fund 162	Fund 171	Cost Center	Program Code
Salary	\$5,031.97				19020100-101-CRRNT-611110	1100
Fringe	\$68,776.44				19020100-101-CRRNT-611120	1100
Office Equipment <\$5000	\$415.84				19020100-101-CRRNT-732900-1902DEPT	1100
Travel	\$303.20				19020100-101-CRRNT-1902SGROUP	1100
Waivers		\$2,692.38			19020100-201-00099270-754000	2200
F&A (OH)		\$3,354.98			19020100-201-00099270-812000	2200
Lab Supplies			\$815.81		19020100-162-731100-1902SF4710	8000
Entertainment				\$53.37	19020100-171-F007854-799600-1902DEPT	6100



Indirect Cost Proposal

Based on the funding type and program code of the expenditure, determines what cost pool the expenditure is allocated to.

Highlighted in red - These expenditures all flow to the cost pool base for Instructional Activities.

Highlighted in blue – These expenditures all flow to the cost pool base for Organized Research.

Highlighted in Green – This is not included in financial reporting. This is considered a “non-operating expense.” Therefore, it is not allocated to any base.

Highlighted in Purple – The expenditure will flow to the cost pool base for Other Institutional Activities (OIA)

Highlighted in Pink – The expenditure will flow to the indirect cost group for Administration based on the Program Code 6100. This group is used for all cost pool bases. It represents how many dollars support each type of cost, i.e. research, instruction, or other. Again, Program Code is very important! BUT WAIT – Based on the DCA Best Practices Manual for the development of the Indirect Cost Proposal, Entertainment Costs are Unallowable. Therefore, this will be excluded from the proposal.



Indirect Cost Proposal

UNIVERSITY OF FLORIDA					
FISCAL YEAR ENDING 6/30/2014					
Rate Schedule By Direct Group, Indirect Group Report					
Direct Cost Group: 11 - INSTRUCTION					
Indirect Cost Group	Base Indicator	Base	Allocated Amount	Rate	Capped Rate
Administrative					
04 - GENERAL ADMINI	All	689,233,594	51,227,361	7.43	
05 - DEPARTMENT ADMIN	All	689,233,594	105,972,893	15.38	
08 - SPON PROJECT ADMIN	Sponsor	11,872,178	1,075,105	9.06	
08 - STU SVC ADMIN	All	689,233,594	42,523,290	6.17	
Subtotal For Administrative			200,798,649	38.04	26.00
Facilities					
01 - BUILDING DEPRECIATIO	On Campus	645,262,880	18,105,069	2.81	
011 - INTEREST EXPENSE	On Campus	645,262,880	8,830,629	1.37	
02 - EQUIPMENT DEPRECIATI	On Campus	645,262,880	5,687,884	0.88	
03 - OPERATION & MAINTENA	On Campus	645,262,880	60,430,295	9.37	
07 - LIBRARY	On Campus	645,262,880	45,713,993	7.08	
Subtotal For Facilities			138,767,870	21.51	21.51
On Campus Rate:				59.55	47.51
Off Campus Rate:				38.04	26.00



Indirect Cost Proposal

UNIVERSITY OF FLORIDA
FISCAL YEAR ENDING 6/30/2014
Rate Schedule By Direct Group, Indirect Group Report

Direct Cost Group: 12 - ORGANIZED RESEARCH

Indirect Cost Group	Base Indicator	Base	Allocated Amount	Rate	Capped Rate
Administrative					
04 - GENERAL ADMINI	All	275,772,384	22,208,175	8.05	
05 - DEPARTMENT ADMIN	All	275,772,384	36,470,161	13.22	
06 - SPON PROJECT ADMIN	Sponsor	194,721,915	17,633,372	9.06	
Subtotal For Administrative			76,311,708	30.33	26.00
Facilities					
01 - BUILDING DEPRECIATIO	On Campus	252,918,071	11,952,555	4.73	
011 - INTEREST EXPENSE	On Campus	252,918,071	4,837,832	1.91	
02 - EQUIPMENT DEPRECIATI	On Campus	252,918,071	10,409,011	4.12	
03 - OPERATION & MAINTENA	On Campus	252,918,071	47,260,413	18.69	
07 - LIBRARY	On Campus	252,918,071	1,975,018	0.78	
Subtotal For Facilities			76,434,829	30.23	30.23
On Campus Rate:				60.56	56.23
Off Campus Rate:				30.33	26.00



Indirect Cost Proposal

Administration is not part of the Base it is a separate part of the rate!

**UNIVERSITY OF FLORIDA
FISCAL YEAR ENDING 6/30/2014
Rate Schedule By Direct Group, Indirect Group Report**

Direct Cost Group: 70 - OTHR INST ACTIVITIES

Indirect Cost Group	Base Indicator	Base	Allocated Amount	Rate	Capped Rate
Administrative					
04 - GENERAL ADMINI	All	183,976,403	13,285,201	7.22	
05 - DEPARTMENT ADMIN	All	183,976,403	21,201,647	11.52	
06 - SPON PROJECT ADMIN	Sponsor	7,620,135	690,054	9.06	
Subtotal For Administrative			35,176,902	27.80	26.00
Facilities					
01 - BUILDING DEPRECIATIO	On Campus	164,533,451	19,114,046	11.62	
011 - INTEREST EXPENSE	On Campus	164,533,451	2,857,153	1.74	
02 - EQUIPMENT DEPRE CIATI	On Campus	164,533,451	3,373,518	2.05	
03 - OPERATION & MAINTENA	On Campus	164,533,451	35,175,709	21.38	
07 - LIBRARY	On Campus	164,533,451	2,476,565	1.51	
Subtotal For Facilities			62,996,991	38.30	38.30
On Campus Rate:				66.10	64.30
Off Campus Rate:				27.80	26.00



Expenditure Analysis

- Combines data from Effort Reporting and Student Information File into the Instruction and Research (I&R) Data File
- I&R file is combined with file of expenditures of state moneys into the Expenditure Analysis by University by CIP (Classification of Instructional Programs)
- The Board of Governors uses this report as part of metrics used to determine the allocation of the Performance Funding.



Operating Budget File

- All expenditures are reported regardless of funding source.
- Information reported is at the Fund, Department, Program, Account, and Budget Reference levels.
- Summary information is presented to the Board of Governors at their September board meeting for review and approval. It is also used as the data source for information provided to any legislative member at his/her request.
- The university also uses this data for the annual Accountability Report and the Work Plan reported to the BOG.
- Auditors use this information for example, to insure that differential tuition revenues are spent appropriately, that university administrators are not paid more than \$200,000 plus benefits from state appropriations.



Reporting

Operating Budget File

Salary & Fringe

OPERATING BUDGET REPORTS		*** STATE UNIVERSITY SYSTEM		
REPORT RP580 EXHIBIT B		2014 - 15 OPERATING BUDGET		
		SUMMARY OF EXPENDITURES BY CATEGORY AND FUND		
BUDGET ENTITY/AGENCY: 48900100 10 E & G -EDUC. & GEN. ACTIVITIES-UNIVERSITY OF FLORIDA				
CATEGORY	ACTUAL	ESTIMATED	AUTHORIZED	AUTHORIZED
FUND ID	EXPENDITURES	EXPENDITURES	POSITIONS/ FTE/ PERSON YEARS	POSITIONS/ FTE/ PERSON YEARS
	2013 - 14	2014 - 15	2013 - 14	2014 - 15
010000 SALARIES AND BENEFITS				
000210 EDUCATIONAL & GENERAL-GENERAL REVENUE FUND - SUS	130,421,860	202,446,035	4,459.43	4,663.79
164010 EDUCATION & GENERAL STUDENT AND OTHER FEES TF-UF	257,629,695	285,927,570		
178010 EDUCATIONAL ENHANCEMENT TF-UF	36,529,120	45,723,501		
SUBTOTAL-EXPENDITURES FROM CURRENT YEAR APPROPRIATIONS.....	424,580,675	534,097,106	4,459.43	4,663.79
000215 UNIV CARRYFORWARD - EDUCATION & GENERAL	3,066,384			
SUBTOTAL-CARRY FORWARD.....	3,066,384			
TOTAL CATEGORY 010000	427,647,059	534,097,106	4,459.43	4,663.79
030000 OTHER PERSONAL SERVICES				
000210 EDUCATIONAL & GENERAL-GENERAL REVENUE FUND - SUS	24,683,195	47,881,507		
164010 EDUCATION & GENERAL STUDENT AND OTHER FEES TF-UF	30,435,401			
SUBTOTAL-EXPENDITURES FROM CURRENT YEAR APPROPRIATIONS.....	55,118,596	47,881,507		
000215 UNIV CARRYFORWARD - EDUCATION & GENERAL	4,816,004			
SUBTOTAL-CARRY FORWARD.....	4,816,004			
TOTAL CATEGORY 030000	59,934,600	47,881,507		
040000 EXPENSES				
000210 EDUCATIONAL & GENERAL-GENERAL REVENUE FUND - SUS	54,733,478			
164010 EDUCATION & GENERAL STUDENT AND OTHER FEES TF-UF	162,983	2,469,047		
SUBTOTAL-EXPENDITURES FROM CURRENT YEAR APPROPRIATIONS.....	54,896,461	56,673,639		
000215 UNIV CARRYFORWARD - EDUCATION & GENERAL	20,682,409			
SUBTOTAL-CARRY FORWARD.....	20,682,409			
TOTAL CATEGORY 040000	75,578,870	56,673,639		
060000 OPERATING CAPITAL OUTLAY				
000210 EDUCATIONAL & GENERAL-GENERAL REVENUE FUND - SUS	3,472,987	321,977		
SUBTOTAL-EXPENDITURES FROM CURRENT YEAR APPROPRIATIONS.....	3,472,987	321,977		

Office Equip
<\$5000 and Travel



Reporting

Operating Budget File

OPERATING BUDGET REPORTS *** STATE UNIVERSITY SYSTEM ***
 2014 - 15 OPERATING BUDGET
 REPORT RP500A EXHIBIT C SUMMARY OF ACTUAL EXPENDITURES BY ACCOUNT/DEPARTMENT

BUDGET ENTITY/AGENCY: 48900100 10 E & G -EDUC. & GEN. ACTIVITIES-UNIVERSITY OF FLORIDA
 SF/FUND: 1 000210 EDUCATIONAL & GENERAL-GENERAL REVENUE FUND - SUS

				-----EXPENDITURES-----						
FTE POSITIONS/ PERSON-YEARS	JUNE 30 ANNUAL SALARY-RATE	SALARIES AND BENEFITS	OPS	EXPENSES	OCO	SPECIAL CATBGORIES	DEBT SERVICE	DATA PROCESSING	TOTAL EXPENDITURES	
180700000	1010000000	ED-SHDOSE-SCHL OF HUM DEV&ORG								
23.30	2,358,982	3,241,018	263,593	88,817					3,593,428	
180800000	1010000000	ED-SPED SPECIAL EDUCATION								
18.82	1,970,611	2,722,711	217,883	144,464					3,085,058	
181000000	1010000000	ED-STUDENT SERVICES								
4.00	262,838	354,624		2,138					356,762	
181800000	1010000000	ED-PK YONGE DEV RESEARCH SCHL								
.83	34,400	41,979							41,979	
181900000	1010000000	ED-DEVELOPMENT & ALUMNI								
4.00	194,684	252,012	11,988	6,995					270,995	
182000000	1010000000	ED-RRMA								
2.67	121,601	203,385	57,287	422,614					683,286	
182100000	1010000000	ED-DISTANCE LEARNING								
2.40	140,005	284,261	29,099	98					313,458	
182200000	1010000000	ED-INFORMATION / PUBLIC SERV								
1.00	61,204	83,719		5,702					89,421	
182500000	1010000000	ED-GRAD STUDIES / TECHNOLOGY								
		1,114,059							1,114,059	
183000000	1010000000	ED-LASTINGER CENTER								
13.63	2,324,618	1,050,614	183,535	1,677,484					2,911,633	
183000000	1010000000	ED-INSTRUCTNL / INFO TECHNO								
5.00	304,525	429,831		39,061					468,892	
183800000	1010000000	ED-CTR EXCEL EARLY CHILD STUD								
		31,955		24,946					56,901	
190100000	1010000000	EG-ENGINEERING ADMINISTRATION								
50.87	9,855,530	5,749,002	151,063	720,253	(26)				6,620,292	
190200000	1010000000	EG-MECHANICAL / AEROSPACE ENG								
59.89	6,802,220	7,370,860	1,668,630	446,121	5,122				9,490,733	
190300000	1010000000	EG-CHEMICAL ENGINEERING								
22.43	2,366,447	3,077,626	533,377	66,709					3,677,712	

Salary & Fringe

Office Equip
 <\$5000 and Travel



Reporting

Operating Budget File

OPERATING BUDGET REPORTS		*** STATE UNIVERSITY SYSTEM ***			
REPORT RP610 SCHEDULE I		2014-15 OPERATING BUDGET			
OPTION Y		SUMMARY OF EXPENDITURES AND FUND BALANCE			
		BY BUDGET ENTITY, PCS/ACTIVITY, AND FUND			
BUDGET ENTITY/AGENCY:	48900700 10	Contract & Grants	-CONTRACTS & GRANTS-UNIVERSITY OF FLORIDA		
SF/FUND:	2 153101	Trust Funds	EDUCATION CONTRACTS, GRANTS & DONATIONS TF UF		
		ACTUAL	ACTUAL	ESTIMATED	ESTIMATED
		POSITIONS	AMOUNTS	POSITIONS	AMOUNTS
		2013-14	2013-14	2014-15	2014-15

FUND BALANCE AVAILABLE					
Fund Balance Available					
50000 FUND EQUITY			50,711,908		103,899,484
TOTAL Fund Balance Available			50,711,908		103,899,484
Receipts/Revenues					
000115 ROYALTIES			1,520		
000400 MISCELLANEOUS RECEIPTS			2,086,965		115,617
000500 INTEREST			24,383,747		799,000
001100 OTHER GRANTS AND DONATIONS			1,332,394		1,194,200
001101 DONATIONS/CONTRIBUTIONS GIVEN TO THE STAT			602,096,101		566,670,727
001202 PENALTIES			10,198		
001901 SALES OF GOODS/SERVICES OUTSIDE STATE GOV			8,920,933		6,926,550
002101 RENT			762,868		38,679
002801 INSURANCE RECOVERIES - OTHER			2,894		
002900 SALE OF SURPLUS PROPERTY			205,600		206,720
004000 OTHER NON OPERATING RECEIPTS			26,442,902		
TOTAL Receipts/Revenues			666,246,122		575,951,493
Transfers In					
001510 Transfer In - Intra Fund			28,317,708		11,887,703
001520 Transfer In - Inter Fund			23,266,022		6,138,529
TOTAL FUND BALANCE AVAILABLE			768,541,760		697,877,209
EXPENDITURES					
Operating Expenditures					
010000 SALARIES AND BENEFITS		2,315.01	418,125,893	2,360.95	381,554,133
030000 OTHER PERSONAL SERVICES			100,749,610		74,036,670
040000 EXPENSES			81,416,744		132,801,243
060000 OPERATING CAPITAL OUTLAY			4,634,839		3,988,323
125000 FINANCING EXPENSE			78,996		76,888
TOTAL Operating Expenditures			605,006,082		592,457,257
Non-Operating Expenditures					
180010 Transfer Out - Intra Fund			28,319,507		10,854,194
180020 Transfer Out - Inter Fund			30,165,982		14,862,805
180030 Transfer Out - Inter Agency			1,150,705		



Reporting

Operating Budget File

OPERATING BUDGET REPORTS		*** STATE UNIVERSITY SYSTEM ***			
REPORT RP580 EXHIBIT B		2014 - 15 OPERATING BUDGET			
		SUMMARY OF EXPENDITURES BY CATEGORY AND FUND			
BUDGET ENTITY/AGENCY: 48900700 10 Contract & Grants -CONTRACTS & GRANTS-UNIVERSITY OF FLORIDA					
CATEGORY FUND ID		ACTUAL EXPENDITURES 2013 - 14	ESTIMATED EXPENDITURES 2014 - 15	AUTHORIZED POSITIONS/ FTE/ PERSON YEARS 2013 - 14	AUTHORIZED POSITIONS/ FTE/ PERSON YEARS 2014 - 15

SALARIES AND BENEFITS					
153101	EDUCATION CONTRACTS, GRANTS & DONATIONS TF UF	418,125,893	381,554,133	2,315.01	2,360.95
655002	SPONSORED RESEARCH DEVELOPMENT TF UF	201,120,902	182,555,403	1,828.74	1,984.50
999010	DEVELOPMENTAL RESEARCH SCHOOL TF UF	5,631,683	5,467,853	82.89	78.23
TOTAL CATEGORY 010000		624,878,478	569,577,389	4,226.65	4,423.68
030000 OTHER PERSONAL SERVICES					
153101	EDUCATION CONTRACTS, GRANTS & DONATIONS TF UF	100,749,610	74,036,670		
655002	SPONSORED RESEARCH DEVELOPMENT TF UF	89,483,229	80,135,425		
999010	DEVELOPMENTAL RESEARCH SCHOOL TF UF	595,684	599,469		
TOTAL CATEGORY 030000		190,828,523	154,771,564		
040000 EXPENSES					
153101	EDUCATION CONTRACTS, GRANTS & DONATIONS TF UF	81,416,744	132,601,243		
655002	SPONSORED RESEARCH DEVELOPMENT TF UF	204,880,350	173,675,304		
999010	DEVELOPMENTAL RESEARCH SCHOOL TF UF	1,701,591	1,654,190		
TOTAL CATEGORY 040000		287,998,685	308,130,737		
060000 OPERATING CAPITAL OUTLAY					
153101	EDUCATION CONTRACTS, GRANTS & DONATIONS TF UF	4,634,839	3,988,323		
655002	SPONSORED RESEARCH DEVELOPMENT TF UF	17,925,489	12,483,266		
999010	DEVELOPMENTAL RESEARCH SCHOOL TF UF	1,392	10,000		
TOTAL CATEGORY 060000		22,561,720	16,481,589		
125000 FINANCING EXPENSE					
153101	EDUCATION CONTRACTS, GRANTS & DONATIONS TF UF	78,996	76,888		
655002	SPONSORED RESEARCH DEVELOPMENT TF UF	2,415,192	2,421,454		
TOTAL CATEGORY 125000		2,494,188	2,498,342		
TOTAL BY FUND					
153101	EDUCATION CONTRACTS, GRANTS & DONATIONS TF UF	605,006,082	592,457,257	2,315.01	2,360.95
655002	SPONSORED RESEARCH DEVELOPMENT TF UF	515,825,162	451,270,852	1,828.74	1,984.50

Entertainment

Waivers



Reporting

Operating Budget File

OPERATING BUDGET REPORTS		*** STATE UNIVERSITY SYSTEM ***		
REPORT RP580 EXHIBIT B		2014 - 15 OPERATING BUDGET		
		SUMMARY OF EXPENDITURES BY CATEGORY AND FUND		
BUDGET ENTITY/AGENCY: 48900800 10		Auxiliary Enterprises -AUXILIARY ENTERPRISES-UNIVERSITY OF FLORIDA		
CATEGORY FUND ID	ACTUAL EXPENDITURES 2013 - 14	ESTIMATED EXPENDITURES 2014 - 15	AUTHORIZED POSITIONS/ PTE/ PERSON YEARS 2013 - 14	AUTHORIZED POSITIONS/ PTE/ PERSON YEARS 2014 - 15

SALARIES AND BENEFITS				
026134 AFC-UF HOUSING REVENUE CERTIFICATES 59 TF	17,292,559	17,271,605	331.72	335.00
026139 AFC-UF PARKING GARAGE REVENUE TRUST FUND	2,305,797	2,322,415	52.00	49.02
330010 AUX GENERAL TF-UF WORKING CAPITAL TRUST FUND	8,489,499	9,783,612	168.75	164.02
330117 AUXILIARY GENERAL TRUST FUND UF	68,810,050	77,024,044	925.50	986.86
TOTAL CATEGORY 010000	96,897,905	106,401,676	1,477.98	1,534.91
030000 OTHER PERSONAL SERVICES				
026134 AFC-UF HOUSING REVENUE CERTIFICATES 59 TF	2,763,983	2,700,000		
026139 AFC-UF PARKING GARAGE REVENUE TRUST FUND	323,350	251,374		
330010 AUX GENERAL TF-UF WORKING CAPITAL TRUST FUND	25,760	48,979		
330117 AUXILIARY GENERAL TRUST FUND UF	27,463,778	21,756,061		
TOTAL CATEGORY 030000	30,576,871	24,756,414		
040000 EXPENSES				
026114 AFC-UF HOUSING REVENUE CERTIFICATES TRUST FUND	30,188			
026134 AFC-UF HOUSING REVENUE CERTIFICATES 59 TF	14,039,240	13,244,600		
026139 AFC-UF PARKING GARAGE REVENUE TRUST FUND	14,335,930	15,518,555		
330010 AUX GENERAL TF-UF WORKING CAPITAL TRUST FUND	67,108,851	69,383,032		
330117 AUXILIARY GENERAL TRUST FUND UF	102,380,984	93,585,096		
434010 SUS LAW ENFORCEMENT TF-UF		25,000		
TOTAL CATEGORY 040000	197,895,193	191,756,284		
060000 OPERATING CAPITAL OUTLAY				
026134 AFC-UF HOUSING REVENUE CERTIFICATES 59 TF	8,983,984	6,777,853		
026139 AFC-UF PARKING GARAGE REVENUE TRUST FUND	26,338	47,000		
330010 AUX GENERAL TF-UF WORKING CAPITAL TRUST FUND	10,605	428,052		
330117 AUXILIARY GENERAL TRUST FUND UF	2,589,522	4,556,169		
434010 SUS LAW ENFORCEMENT TF-UF		5,000		
TOTAL CATEGORY 060000	11,610,449	11,814,074		

Lab Supplies



Reporting

Operating Budget File

001510 Transfer In - Intra Fund		55,907		
001520 Transfer In - Inter Fund		216,534		
TOTAL FUND BALANCE AVAILABLE		18,792,112		15,495,500
EXPENDITURES				
Operating Expenditures				
010000 SALARIES AND BENEFITS	17.85	2,339,351	21.52	2,579,204
030000 OTHER PERSONAL SERVICES		1,812,590		1,946,461
040000 EXPENSES		5,103,316		2,876,858
060000 OPERATING CAPITAL OUTLAY		529,243		386,723
TOTAL Operating Expenditures		9,784,500		7,789,246
Non-Operating Expenditures				
180010 Transfer Out - Intra Fund		55,907		55,943
180020 Transfer Out - Inter Fund		1,229,475		370,874
180030 Transfer Out - Inter Agency		3,057		200,000
TOTAL Non-Operating Expenditures		1,288,439		626,817
TOTAL EXPENDITURES		11,072,939		8,416,063
ENDING FUND BALANCE		7,719,173		7,079,437

Lab Supplies

OPERATING BUDGET REPORTS

*** STATE UNIVERSITY SYSTEM ***

2014-15 OPERATING BUDGET

REPORT RP605 SCHEDULE I

SUMMARY OF EXPENDITURES AND FUND BALANCE

(C&G, AUXILIARY, & LOCAL FUNDS ONLY)

BUDGET ENTITY/AGENCY: 48900800 10 Auxiliary Enterprises -AUXILIARY ENTERPRISES-UNIVERSITY OF FLORIDA
 PCS ACTIVITY: 81 81

	ACTUAL POSITIONS 2013-14	ACTUAL AMOUNTS 2013-14	ESTIMATED POSITIONS 2014-15	ESTIMATED AMOUNTS 2014-15
--	--------------------------------	------------------------------	-----------------------------------	---------------------------------

FUND BALANCE AVAILABLE
 Fund Balance Available
 50000 FUND EQUITY

9,094,518 9,768,390

TOTAL Fund Balance Available

9,094,518 9,768,390

Receipts/Revenues



Reporting

Operating Budget File

FEE WAIVER KIND SUMMARY - UBOT WAIVERS GROUPED

STUDENT INSTRUCTION 201408
 UNIVERSITY OF FLORIDA
 01/15/2015 15:00:04

Waiver

CATEGORY	WAIVER CODE	WAIVER TYPE	BE_CD				TOTAL COUNT	TOTAL AMOUNT
			E&G		HEALTH CENTER			
			COUNT	AMOUNT	COUNT	AMOUNT		
	R	Special Risk Surviving Dependent/Spouse - Law Enforce-	1	2,859	0	0	1	2,859
	S	Employee (Non SUS State Employees)	56	97,695	0	0	56	97,695
	T	Teacher Intern Certificate	5	13,460	0	0	5	13,460
	U	Graduate Assistant Matriculation Fee Waiver	2,397	8,821,420	0	0	2,397	8,821,420
	V	Road-to-Independence Scholarship Program	15	37,033	0	0	15	37,033
	Y	Fla Public Sch Psych Intern Matriculation	10	31,700	0	0	10	31,700
STATE FUNDABLE			2,945	10,069,148	0	0	2,945	10,069,148
UBOT WAIVERS	#I	Gubernatorial - In-state	1	1,588	0	0	1	1,588
	C	Foreign Student	9	73,551	0	0	9	73,551
	H	Honors	18	168,250	0	0	18	168,250
	I	Other	1,304	4,907,590	0	0	1,304	4,907,590
	II	Other - In-state	53	111,413	21	145,000	74	256,413
	M	Music	4	34,653	0	0	4	34,653
UBOT WAIVERS			1,389	5,297,045	21	145,000	1,410	5,442,045
			9,008	18,229,450	151	198,579	9,159	18,428,029



Integrated Postsecondary Education Data System (IPEDS)

<https://nces.ed.gov/ipeds/>

- Presents UF expenses in a standard format which is completed by all universities offering federal student financial aid
- Institutions that participate in federal student aid programs report data on enrollments, program completions, graduation rates, faculty and staff, finances, institutional prices, and student financial aid
- Prepared by Office of Institutional Planning and Research (OIPR) with input by General Accounting
- IPEDS provides basic data needed to describe — and analyze trends in — postsecondary education in the United States, in terms of the numbers of students enrolled, staff employed, dollars expended, and degrees earned.
- Congress, federal agencies, state governments, education providers, professional associations, private businesses, media, students and parents, and others rely on IPEDS data for this basic information on postsecondary institutions.

The screenshot shows the IPEDS website homepage. At the top, there is a navigation bar with links for Home, About, Newsroom, Training & Outreach, IPEDS R&D, Publications, Glossary, Report Your Data, Staff, and Help. The main content area is divided into several sections. On the left, there is a 'Welcome to IPEDS' section with a brief description of the system. Below that is the 'COLLEGE Navigator' section, which provides a search tool for colleges. The 'IPEDS DATA CENTER' section offers various data analysis tools and reports. The 'IPEDS TABLES LIBRARY' section provides access to a wide range of data tables. The 'IPEDS RESOURCES' section offers archived survey forms and frequently asked questions. On the right side, there is a 'This Week in IPEDS' section with a list of recent updates and announcements, including a collection schedule for 2015-16, a college navigator update, and custom comparison groups for the 2015 Data Feedback Report. The page also features several small images and graphics related to education and data.



US News and World Report

- <http://www.usnews.com/education>
- Presents a variety of data including annual expenses.
- Prepared by OIPR with input from General Accounting
- Used by the magazine to rank colleges and universities in the US
- Used by parents and student all over the US to make decisions about where to go to school
- The U.S. News ranking system rests on two pillars. The formula uses quantitative measures that education experts have proposed as reliable indicators of academic quality, and it's based on our researched view of what matters in education.
- They gather data from each college on up to 16 indicators of academic excellence. Each factor is assigned a weight that reflects our judgment about how much a measure matters. Finally, the colleges and universities in each category are ranked against their peers, based on their composite weighted score.

The screenshot displays the US News Best Schools website interface. It features several sections:

- BEST COLLEGES RANKINGS**: A large banner image showing graduates with their caps and gowns.
- 2015 Best Colleges**: A link to full rankings.
- U.S. News Best Schools Best Colleges**: A section with a description: "Get rankings and data on nearly 1,000 schools, and search for your perfect fit: National Universities, Liberal Arts Colleges and more."
- Best Graduate Schools**: A section with a description: "Explore more than 1,800 graduate programs: Business, Law, Medical, Engineering, Education, Nursing and more."
- Best Online Programs**: A section with a description: "Explore more than 1,800 graduate programs: Business, Law, Medical, Engineering, Education, Nursing and more."
- Education News**: A section with a headline "Help for Women in Science, Engineering" and a sub-headline "The percentage of women earning bachelor's degrees in science and engineering has decreased, one report states."
- 2016 Best Grad Schools**: A section with a headline "The GRE® Tests: Get the Facts" and a sub-headline "The GRE® revised General Test features antonyms and analogies." It includes a "Submit" button and a "Learn more" link.
- Video: 3 College Rankings Myths**: A section with a video player.



US News and World Report

U.S. NEWS & WORLD REPORT AMERICA'S BEST COLLEGES 2015 FINANCIAL INFORMATION FROM YEAR ENDED 06/30/2014	
06/30/2014	
POST TO U.S. NEWS	
1 TUITION & FEES (NET)	358,655,000
2 INVESTMENT INCOME	280,430,000
3 VALUE OF ENDOWMENT ASSETS	1,519,964,000
4 INSTRUCTION EXPENDITURES	1,013,457,000
5 RESEARCH EXPENDITURES	667,306,000
6 PUBLIC SERVICE EXPENDITURES	476,883,000
7 ACADEMIC SUPPORT EXPENDITURES	187,993,000
8 STUDENT SERVICES EXPENDITURES	39,567,000
9 INSTITUTIONAL SUPPORT EXPENDITURES	191,665,000
10 SCHOLARSHIPS AND FELLOWSHIPS EXPENDITURES	65,957,000
11 AUXILIARY ENTERPRISES	222,495,000
12 HOSPITAL SERVICES	-
13 INDEPENDENT OPERATIONS	-
14 OTHER EXPENSES AND DEDUCTIONS	9,182,000
## TOTAL OPERATING EXPENSES (3)	2,874,505,000



Salary and Tax Data

Payroll Tax Deposits:

- Payroll tax deposits (OASDI, MEDI, and Federal Withholding) are calculated and remitted via EFTPS to the IRS for our biweekly and off-cycle payroll cycles.
- Biweekly tax deposits are approximately \$14.5M and include both the employee's and the employer's portion.
- Deposits are made within required reporting deadlines to maintain the university's compliance with IRS regulations.

Form 941/941-X:

- Form 941 is used to report wages and employment taxes withheld from employees' pay.
- Both the employee's and the employer's portion of taxes are reported each calendar quarter.
- Form 941-X is used to correct errors on a previously-filed Form 941 related to wages, income tax withheld, social security wages and tax, or Medicare wages and tax.
- Errors corrected may be due to incorrect tax coding, changes in employee classification, and salary overpayments and repayments.
- Quarterly reporting of Forms 941 and 941-X ensure the university's compliance with IRS regulations



Reporting

Salary and Tax Data

Form 941 for 2014: Employer's QUARTERLY Federal Tax Return		970114	
(Rev. January 2014) Department of the Treasury — Internal Revenue Service		OMB No. 1545-0029	
Employer identification number (EIN) <u>59-6002052</u>		Report for this Quarter of 2014 (Check one.) <input type="checkbox"/> 1: January, February, March <input checked="" type="checkbox"/> 2: April, May, June <input type="checkbox"/> 3: July, August, September <input type="checkbox"/> 4: October, November, December <small>Instructions and prior year forms are available at www.irs.gov/form941.</small>	
Name (not your trade name) <u>University of Florida</u>			
Trade name (if any) _____			
Address <u>33 Tigert Hall, P.O. Box 113201</u> <u>Gainesville</u> FL <u>32611-3201</u>			
Read the separate instructions before you complete Form 941. Type or print within the boxes.			
Part 1: Answer these questions for this quarter.			
1	Number of employees who received wages, tips, or other compensation for the pay period including: Mar. 12 (Quarter 1), June 12 (Quarter 2), Sept. 12 (Quarter 3), or Dec. 12 (Quarter 4)	1	<u>29,118</u>
2	Wages, tips, and other compensation	2	<u>336,905,076.67</u>
3	Income tax withheld from wages, tips, and other compensation	3	<u>52,857,150.92</u>
4	If no wages, tips, and other compensation are subject to social security or Medicare tax		<input type="checkbox"/> Check and go to line 6.
5a	Taxable social security wages	Column 1	<u>257,422,853.69</u> x .124 = <u>31,920,433.86</u>
5b	Taxable social security tips	Column 2	<u>0</u> x .124 = <u>0</u>
5c	Taxable Medicare wages & tips		<u>340,342,717.89</u> x .029 = <u>9,869,938.82</u>
5d	Taxable wages & tips subject to Additional Medicare Tax withholding		<u>6,608,829.73</u> x .009 = <u>59,479.47</u>
5e	Add Column 2 from lines 5a, 5b, 5c, and 5d	5e	<u>41,849,852.15</u>
5f	Section 3121(q) Notice and Demand -- Tax due on unreported tips (see instructions)	5f	<u>0</u>
6	Total taxes before adjustments. Add lines 3, 5e, and 5f.	6	<u>94,707,003.07</u>
7	Current quarter's adjustment for fractions of cents	7	<u>0.02</u>



Reporting

Salary and Tax Data

Form 941/941-X:

Timely hiring and termination of employees in myUFL will ensure that errors are discovered more quickly, reducing the impact of tax collections and refunds processed by University Payroll and Tax Services. Also, reducing the occurrence of salary overpayments will minimize corrections needed to our Form 941 reporting.



Salary and Tax Data

Form W-2 Wages and Tax Statement:

- Form W-2 is provided to employees annually to report their salary/wages, taxes withheld, deductions impacting taxable wages, and other reportable transactions.
- Form W-2 is used by the employee to prepare the employee's federal tax return and state/local tax returns, if applicable.
- For 2014, the university generated 35,645 Forms W-2, of which 12,167 (34%) were printed and mailed. The remaining 23,478 were made available electronically to employees who provided their consent.



Reporting

Salary and Tax Data

Form W-2 Wage and Tax Statement 2014		7 Social security tips		1 Wages, tips, other compensation 65895.84		2 Federal income tax withheld 11767.76	
c Employer's name, address, and ZIP code UNIVERSITY OF FLORIDA 33 TIGERT HALL P.O. BOX 113201 GAINESVILLE FL 32611		8 Allocated tips		3 Social security wages 91698.99		4 Social security tax withheld 5685.34	
e Employee's name, address, and ZIP code [REDACTED]		9		5 Medicare wages and tips 91698.99		6 Medicare tax withheld 1329.64	
		10 Dependent care benefits		11 Nonqualified plans		12a See instructions for box 12 E 23000.00	
		13 <input type="checkbox"/> Statutory employee <input checked="" type="checkbox"/> Retirement plan <input type="checkbox"/> Third-party sick pay		14 Other		12b DD 7590.68	
		b Employer identification number (EIN) 59-6002052		414h 2803.15		12c	
		a Employee's social security number [REDACTED]		125 600.00		12d	
		132 1140.00					
15 State Employer's state ID number		16 State wages, tips, etc.		17 State income tax		18 Local wages, tips, etc.	
						19 Local income tax	
						20 Locality name	
Copy B-To Be Filed With Employee's FEDERAL Tax Return				This information is being furnished to the Internal Revenue Service. OMB No. 1545-0008			
				Dept. of the Treasury - IRS Visit the IRS website at www.irs.gov/efile .			

Encourage employees to consent for their Form W-2 electronically. Reducing the number of printed forms reduces required manpower, supplies (paper, envelopes, ink), and mailing costs for the university. Electronic delivery is also faster, more convenient, and provides the employee with access to their UF Forms W-2 as far back as 2005.



Reporting

University Data Requests

<http://cfo.ufl.edu/administrative-units/gbas/gbas-resource-center/datareporting/>

Request	Frequency	Due Date	File With	Responsible
Survey of Selected Services with Foreign Persons (BE-125)	Quarterly	45 days after the end of the quarter	BEA	Financial Reporting
Unaudited Statements, Statewide Adjustment Forms and Statewide CU Forms	Annual	Mid September	BOG	Financial Reporting
SUS GAAP Financials Statements	Annual	End of October	BOG	Financial Reporting
Moody's - Investment, Liquidity and Debt	Annual	November	M&S	Financial Reporting
Audited Consolidated Financial Statements	Annual	January	BOG	Financial Reporting
Global Research University Profiles - Report on Incomes	Annual	March	GRUP	Financial Reporting
Quarterly Financial Statements	Quarterly		BOT	Financial Reporting
Audits of Support Organizations Schedules	Quarterly		BOT	Financial Reporting
SUS Ratios - ICOFA	Annual	January	ICOFA	Financial Reporting
IPEDS (Integrated Postsecondary Education Data System)	Annual	April	IPEDS	Financial Reporting for Finance
US News and World Report (Tuition, Invest Income and all Expenses)	Annual	April	US News	Financial Reporting for Finance
				Financial Reporting for Unrestricted
SACS Report	Annual		SACS	Net Position
Voluntary Survey of Education	Annual	September	CAE	UFF/Financial Reporting
Higher Education Research & Development Survey (HERD)	Annual	January 2014	NSF	
Payroll Tax Deposits	Bi-weekly	Bi-weekly	IRS	
PECO Cash Draw	Monthly	End of the Month	FL DOE	
Capital Improvement Collections	Monthly	End of the Month	FL DOE	
Headcount Report by County	Monthly	End of the Month	FL DEO	
Florida Sales Tax Return (due by 20th of subsequent month)	Monthly	End of the Month	FL DOR	
FL Communications Service Tax Return (DR-700016)(due by 20th of subsequent month)	Monthly	End of the Month	FL DOR	
Tax Payment Report (See note 1 below)	Monthly	End of the Month	FL OAG	
1042 Tax Deposits	Quarterly	End of the Month	IRS	
RT-6/RT-8A Reemployment Reporting	Quarterly	End of the Month	FL DOR	
Report of NASA & Defense Department equipment	Quarterly	10 Days After End of Quarter	ONR	
Bright Futures Information File	Per Term	End of the Term	FL DOE	
Student Information File	Per Term	Preliminary and Final file	BOG	



Questions?